

Enclosed Contactors

Sprecher + Schuh's popular contactor lines housed in a variety of enclosures

Sprecher + Schuh's broad line of IEC/UL HP rated contactors can be purchased pre-installed in a variety of standard enclosures. Cataloged enclosures include:

Type 1	General Purpose
Type 12	Industrial Dusttight
Type 3R	Raintight (outdoor)
Type 4	Watertight
Type 4X	Watertight, Corrosion Resistant Non-Metallic

Even though these are the most popular enclosure types for most industrial applications, we can house any contactor in a custom enclosure of your choice.

Quality enclosures ensure the highest confidence



Sprecher + Schuh only sources enclosures from name brand manufacturers, ensuring the highest quality. We primarily use enclosures that meet UL Standards, i.e., Type 1, Type 3R, etc., however, we can also source IEC-type enclosures at your request. Enclosures are sized first to accommodate the depth of the contactor and offer sufficient electrical clearances to satisfy UL.

Add a variety of modifications

If you need a larger enclosure than what is specified in our catalog, your sales representative and our Engineering department will work with you to customize any of our enclosed products to suit your exact specifications. Any combination of enclosure types, sizes, pilot devices, meters and other modifications can be combined to provide exactly the panel you need.



Precisely match the contactor to the application

Unique to IEC-style contactors is the ability to select the exact device required for a specific application. By identifying the conditions under which the contactor will be used, i.e., resistive loads, reversing, inching and plugging, etc., published "life-curve" data predicts contact life in millions of operations. This information enables you to select the precise contactor for your application... without buying too much or too little. Refer to Section A in this catalog for detailed technical information on all Sprecher + Schuh contactors.

Other unique features...

Virtually all Sprecher+Schuh contactors offer one or more of the latest design techniques and innovations, such as electronically controlled coils, field installable auxiliary contacts or universal accessories across the entire contactor family.



Type 1



Type 3R



Type 4

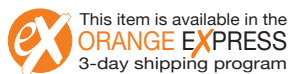


Type 4X

Three Phase, Non-Reversing CA7 & CA9

Continuous Amp Rating - UL/CSA - Enclosed	Maximum Horsepower Three Phase				Auxiliary Contacts per Contactor ③		Type 1 General Purpose	Price	DIM ①	Type 12 [Type 3R ②] Industrial Dusttight	Price	DIM ①
	200V	230V	460V	575V	NO	NC	Catalog Number			Catalog Number		
25	2	2	5	7.5	1	0	CA7-9-* G O	215.64	A	CA7-9-* D O	315.80	L
25	3	3	7.5	10	1	0	CA7-12-* G O	249.37	A	CA7-12-* D O	348.50	L
30	5	5	10	15	1	0	CA7-16-* G O	264.70	A	CA7-16-* D O	363.83	L
30	5	7.5	15	15	1	0	CA7-23-* G O	282.07	A	CA7-23-* D O	382.23	L
55	7.5	10	20	25	1	0	CA7-30-* G O	331.13	A	CA7-30-* D O	431.28	L
60	10	10	25	30	1	0	CA7-37-* G O	373.03	A	CA7-37-* D O	473.19	L
75	10	15	30	30	1	0	CA7-43-* G O	531.44	A	CA7-43-* D O	564.14	L
75	15	20	40	40	1	0	CA7-55-* G O	551.88	A	CA7-55-* D O	588.67	L
90	15	20	40	50	1	0	CA7-60-* G O	572.32	B	CA7-60-* D O	613.20	M
90	20	25	50	60	1	0	CA7-72-* G O	630.57	B	CA7-72-* D O	663.28	M
100	25	30	60	60	1	0	CA7-85-* G O	688.83	B	CA7-85-* D O	730.73	M
120	30	30	75	75	1	0	CA7-97-* G O	866.66	B	CA7-97-* D O	909.58	O
116	30	40	75	100	1	1	CA9-116-* G O ④	1,455.33	E	CA9-116-* D O ④	1,627.02	Q
146	40	50	100	125	1	1	CA9-146-* G O ④	1,688.34	E	CA9-146-* D O ④	1,887.63	Q
190	50	60	125	150	1	1	CA9-190-* G O ④	1,980.64	E	CA9-190-* D O ④	2,438.49	R
205	60	75	150	200	1	1	CA9-205-* G O ④	2,658.22	F	CA9-205-* D O ④	3,362.38	T
265	75	100	200	250	1	1	CA9-265-* G O ④	2,836.05	F	CA9-265-* D O ④	3,504.44	T
305	100	125	250	300	1	1	CA9-305-* G O ④	3,343.98	H	CA9-305-* D O ④	3,822.28	H
370	125	150	300	350	1	1	CA9-370-* G O ④	3,845.79	H	CA9-370-* D O ④	4,394.60	H
400	125	150	350	400	1	1	CA9-400- EI -* G O	5,130.44	R/F	CA9-400- EI -* D O	5,547.42	R/F
460	150	200	400	500	1	1	CA9-460- EI -* G O	6,208.65	R/F	CA9-460- EI -* D O	6,712.50	R/F
480	200	250	500	600	1	1	CA9-580- EI -* G O	8,070.73	R/F	CA9-580- EI -* D O	8,725.84	R/F
750	250	300	600	700	1	1	CA9-750- EI -* G O	10,572.59	R/F	CA9-750- EI -* D O	11,431.07	R/F
860	~	400	800	1000	1	1	CA9-860- EI -* G O	14,273.25	R/F	CA9-860- EI -* D O	15,431.18	R/F
1060	~	450	900	1150	1	1	CA9-1060- EI -* G O	15,986.12	R/F	CA9-1060- EI -* D O	17,283.04	R/F

NOTE: Catalog numbers and enclosure dimensions reflect contactors with AC coils. For DC coils, select Coil Code from the DC Coil Code table on page C104 and follow the instructions for modifying catalog numbers.



Ordering Instructions

Specify Catalog Number	
Replace (*) with Coil Code Factory Modifications available	Refer to page C104 Refer to pages C107-C111

- ① Dimensional information starts on page C122.
- ② For Type 3R outdoor applications, replace "D" in catalog number with an "R". Dimensions may change. For example catalog number CA7-23-***D**O becomes CA7-23-***R**O. Price remains the same.
- ③ Contactors are equipped with number and type of auxiliaries indicated. See page C108 to order additional or different auxiliary contacts.
- ④ CA9-116...CA9-370 contactors are available with "EI" option for PLC interface. Change catalog number to include "-EI". Example: CA9-116-***G**O becomes CA9-116-**EI**-***G**O. See page C104 for price adder.

Enclosed Contactors

Three Phase, Non-Reversing CA7 & CA9

Continuous Amp Rating - UL/CSA -	Maximum Horsepower Three Phase				Auxiliary Contacts per Contactor ②		Type 4 Watertight Catalog Number	Price	D I M ①	Type 4X Watertight Corrosion Resistant Non-metallic Catalog Number	Price	D I M ①
	Enclosed	200V	230V	460V	575V	NO						
25	2	2	5	7.5	1	0	CA7-9-* - W0	455.81	N	CA7-9-* - C0	340.33	S1
25	3	3	7.5	10	1	0	CA7-12-* - W0	489.54	N	CA7-12-* - C0	373.03	S1
30	5	5	10	15	1	0	CA7-16-* - W0	505.89	N	CA7-16-* - C0	389.38	S1
30	5	7.5	15	15	1	0	CA7-23-* - W0	524.29	N	CA7-23-* - C0	406.76	S1
55	7.5	10	20	25	1	0	CA7-30-* - W0	572.32	N	CA7-30-* - C0	455.81	S1
60	10	10	25	30	1	0	CA7-37-* - W0	613.20	N	CA7-37-* - C0	497.71	S1
75	10	15	30	30	1	0	CA7-43-* - W0	630.57	N	CA7-43-* - C0	514.07	S1
75	15	20	40	40	1	0	CA7-55-* - W0	667.37	N	CA7-55-* - C0	550.86	S1
90	15	20	40	50	1	0	CA7-60-* - W0	770.59	O	CA7-60-* - C0	671.45	U1
90	20	25	50	60	1	0	CA7-72-* - W0	828.84	O	CA7-72-* - C0	730.73	U1
100	25	30	60	60	1	0	CA7-85-* - W0	888.12	O	CA7-85-* - C0	787.96	U1
120	30	30	75	75	1	0	CA7-97-* - W0	1,006.67	O	CA7-97-* - C0	967.83	U1
116	30	40	75	100	1	1	CA9-116-* - W0 ④	2,055.24	Q	CA9-116-* - C0 ④	1,849.82	W2
146	40	50	100	125	1	1	CA9-146-* - W0 ④	2,384.33	Q	CA9-146-* - C0 ④	2,146.20	W2
190	50	60	125	150	1	1	CA9-190-* - W0 ④	2,621.43	R	CA9-190-* - C0 ④	3,504.44	X1
205	60	75	150	200	1	1	CA9-205-* - W0 ④	3,487.06	T	CA9-205-* - C0 ④	4,483.51	X1
265	75	100	200	250	1	1	CA9-265-* - W0 ④	3,622.99	T	CA9-265-* - C0 ④	4,567.32	X1
305	100	125	250	300	1	1	CA9-305-* - W0 ④	4,298.53	H	CA9-305-* - C0 ④	5,413.53	Y1
370	125	150	300	350	1	1	CA9-370-* - W0 ④	4,943.41	H	CA9-370-* - C0 ④	6,226.02	Y1
400	125	150	350	400	1	1	CA9-400-EI-* - W0	5,962.35	R/F	CA9-400-EI-* - C0	6,934.27	R/F
460	150	200	400	500	1	1	CA9-460-EI-* - W0	7,215.32	R/F	CA9-460-EI-* - C0	8,389.60	R/F
480	200	250	500	600	1	1	CA9-580-EI-* - W0	9,379.92	R/F	CA9-580-EI-* - C0	10,906.78	R/F
750	250	300	600	700	1	1	CA9-750-EI-* - W0	12,287.51	R/F	CA9-750-EI-* - C0	14,287.56	R/F
860	~	400	800	1000	1	1	CA9-860-EI-* - W0	16,588.08	R/F	CA9-860-EI-* - C0	19,289.23	R/F
1060	~	450	900	1150	1	1	CA9-1060-EI-* - W0	18,577.92	R/F	CA9-1060-EI-* - C0	21,603.04	R/F

NOTE: Catalog numbers and enclosure dimensions reflect contactors with AC coils. For DC coils, select Coil Code from the DC Coil Code table on page C104 and follow the instructions for modifying catalog numbers.

Ordering Instructions

Specify Catalog Number	
Replace (*) with Coil Code Factory Modifications available	Refer to page C104 Refer to pages C107-C111

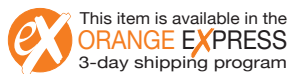
- ① Dimensional information starts on page C122.
- ② Contactors are equipped with number and type of auxiliaries indicated. See page C108 to order additional or different auxiliary contacts.
- ③ CA9-116...CA9-370 contactors are available with "EI" option for PLC interface. Change catalog number to include "-EI". Example: CA9-116-***-**W0 becomes CA9-116-EI-***-**W0. See page C104 for price adder.

Three Phase, Reversing CAU7 & CAU9

Enclosed Contactors

Continuous Amp Rating - UL/CSA - Enclosed	Maximum Horsepower Three Phase				Auxiliary Contacts per Contactor ⑤		Type 1 General Purpose Catalog Number	Price	DIM	Type 12 [Type 3R ⑥] Industrial Dusttight Catalog Number	Price	DIM
	200V	230V	460V	575V	NO	NC ④						
25	2	2	5	7.5	1	1	CAU7-9-*G0 ⑦	574.36	A	CAU7-9-*D0 ⑦	632.62	M
25	3	3	7.5	10	1	1	CAU7-12-*G0 ⑦	646.93	A	CAU7-12-*D0 ⑦	697.00	M
30	5	5	10	15	1	1	CAU7-16-*G0 ⑦	688.83	A	CAU7-16-*D0 ⑦	737.88	M
30	5	7.5	15	15	1	1	CAU7-23-*G0 ⑦	707.22	A	CAU7-23-*D0 ⑦	782.85	M
55	7.5	10	20	25	1	1	CAU7-30-*G0 ⑦	824.75	A	CAU7-30-*D0 ⑦	873.81	M
60	10	10	25	30	1	1	CAU7-37-*G0 ⑦	907.54	A	CAU7-37-*D0 ⑦	1,032.22	M
75	10	15	30	30	1	1	CAU7-43-*G0 ⑦	973.97	B	CAU7-43-*D0 ⑦	1,099.67	M
75	15	20	40	40	1	1	CAU7-55-*G0 ⑦	1,046.53	B	CAU7-55-*D0 ⑦	1,172.23	M
90	15	20	40	50	1	1	CAU7-60-*G0 ⑦	1,298.96	C	CAU7-60-*D0 ⑦	1,324.51	O
90	20	25	50	60	1	1	CAU7-72-*G0 ⑦	1,415.47	C	CAU7-72-*D0 ⑦	1,441.02	O
100	25	30	60	60	1	1	CAU7-85-*G0 ⑦	1,523.80	C	CAU7-85-*D0 ⑦	1,548.33	O
120	30	30	75	75	1	1	CAU7-97-*G0 ⑦	1,760.91	C	CAU7-97-*D0 ⑦	1,786.46	O
116	30	40	75	100	1	1	CAU9-116-*G0 ⑧	2,739.98	E	CAU9-116-*D0 ⑧	2,910.66	Q
146	40	50	100	125	1	1	CAU9-146-*G0 ⑧	3,178.42	E	CAU9-146-*D0 ⑧	3,376.69	Q
190	50	60	125	150	1	1	CAU9-190-*G0 ⑧	3,962.29	E	CAU9-190-*D0 ⑧	4,266.85	R
205	60	75	150	200	1	1	CAU9-205-*G0 ⑧	5,479.96	F	CAU9-205-*D0 ⑧	5,978.70	T
265	75	100	200	250	1	1	CAU9-265-*G0 ⑧	5,827.44	F	CAU9-265-*D0 ⑧	6,300.63	T
305	100	125	250	300	1	1	CAU9-305-*G0 ⑧	6,527.51	H	CAU9-305-*D0 ⑧	7,005.81	H
370	125	150	300	350	1	1	CAU9-370-*G0 ⑧	7,506.59	H	CAU9-370-*D0 ⑧	8,056.43	H
400	125	150	350	400	1	1	CAU9-400-EI-*G0	10,538.86	R/F	CAU9-400-EI-*D0	10,954.82	R/F
460	150	200	400	500	1	1	CAU9-460-EI-*G0	12,752.52	R/F	CAU9-460-EI-*D0	13,255.34	R/F
480	200	250	500	600	1	1	CAU9-580-EI-*G0	16,577.86	R/F	CAU9-580-EI-*D0	17,231.94	R/F
750	250	300	600	700	1	1	CAU9-750-EI-*G0	21,716.48	R/F	CAU9-750-EI-*D0	22,572.91	R/F
860	~	400	800	1000	1	1	CAU9-860-EI-*G0	29,716.48	R/F	CAU9-860-EI-*D0	30,474.00	R/F
1060	~	450	900	1150	1	1	CAU9-1060-EI-*G0	32,835.84	R/F	CAU9-1060-EI-*D0	34,130.71	R/F

NOTE: Catalog numbers and enclosure dimensions reflect contactors with AC coils. For DC coils, select Coil Code from the DC Coil Code table on page C104 and follow the instructions for modifying catalog numbers.



Ordering Instructions

Specify Catalog Number	
Replace (*) with Coil Code Factory Modifications available	Refer to page C104 Refer to pages C107-C111

- ① Dimensional information starts on page C122.
- ② For Type 3R outdoor applications, replace "D" in catalog number with an "R". Dimensions may change. For example catalog number CAU7-23-*D0 becomes CAU7-23-*R0. Price remains the same.
- ③ Contactors are equipped with number and type of auxiliaries indicated. See page C108 to order additional or different auxiliary contacts.
- ④ One N.C. auxiliary contact is used for electrical interlocking. On CAU7 reversing contactors, the N.C. contact comes from the Mechanical/Electrical Interlock unit (Cat # CM7-02).
- ⑤ CAU9-116...CAU9-370 contactors are available with "EI" option for PLC interface. Change catalog number to include "-EI". Example: CAU9-116-*G0 becomes CAU9-116-EI-*G0. See page C104 for price adder.

Three Phase, Reversing CAU7 & CAU9

Continuous Amp Rating - UL/CSA -	Maximum Horsepower Three Phase				Auxiliary Contacts per Contactor ②		Type 4 Watertight	Price	D I M ①	Type 4X Watertight Corrosion Resistant Non-metallic	Price	D I M ①
	Enclosed	200V	230V	460V	575V	NO	NC ③			Catalog Number		
25	2	2	5	7.5	1	1	CAU7-9-*-W0	682.70	N	CAU7-9-*-C0 ☒	666.34	U1
25	3	3	7.5	10	1	1	CAU7-12-*-W0	749.13	N	CAU7-12-*-C0 ☒	732.77	U1
30	5	5	10	15	1	1	CAU7-16-*-W0	791.03	N	CAU7-16-*-C0 ☒	773.65	U1
30	5	7.5	15	15	1	1	CAU7-23-*-W0	831.91	N	CAU7-23-*-C0 ☒	815.56	U1
55	7.5	10	20	25	1	1	CAU7-30-*-W0	923.89	N	CAU7-30-*-C0 ☒	907.54	U1
60	10	10	25	30	1	1	CAU7-37-*-W0	1,082.30	N	CAU7-37-*-C0 ☒	999.52	U1
75	10	15	30	30	1	1	CAU7-43-*-W0	1,148.73	N	CAU7-43-*-C0 ☒	1,065.95	U1
75	15	20	40	40	1	1	CAU7-55-*-W0	1,222.31	N	CAU7-55-*-C0 ☒	1,138.51	U1
90	15	20	40	50	1	1	CAU7-60-*-W0	1,349.04	O	CAU7-60-*-C0 ☒	2,040.93	V1
90	20	25	50	60	1	1	CAU7-72-*-W0	1,465.55	O	CAU7-72-*-C0 ☒	2,165.62	V1
100	25	30	60	60	1	1	CAU7-85-*-W0	1,573.88	O	CAU7-85-*-C0 ☒	2,264.75	V1
120	30	30	75	75	1	1	CAU7-97-*-W0	1,810.98	O	CAU7-97-*-C0 ☒	2,502.88	V1
116	30	40	75	100	1	1	CAU9-116-*-W0 ④	3,354.20	Q	CAU9-116-*-C0 ④	3,096.66	W2
146	40	50	100	125	1	1	CAU9-146-*-W0 ④	3,890.75	Q	CAU9-146-*-C0 ④	3,592.33	W2
190	50	60	125	150	1	1	CAU9-190-*-W0 ④	4,669.52	R	CAU9-190-*-C0 ④	5,817.22	X1
205	60	75	150	200	1	1	CAU9-205-*-W0 ④	6,632.78	T	CAU9-205-*-C0 ④	7,509.66	X1
265	75	100	200	250	1	1	CAU9-265-*-W0 ④	6,924.05	T	CAU9-265-*-C0 ④	7,477.97	X1
305	100	125	250	300	1	1	CAU9-305-*-W0 ④	7,518.85	H	CAU9-305-*-C0 ④	8,719.70	Y1
370	125	150	300	350	1	1	CAU9-370-*-W0 ④	8,647.14	H	CAU9-370-*-C0 ④	10,027.86	Y1
400	125	150	350	400	1	1	CAU9-400-EI-*-W0	11,425.96	R/F	CAU9-400-EI-*-C0	12,328.39	R/F
460	150	200	400	500	1	1	CAU9-460-EI-*-W0	13,825.62	R/F	CAU9-460-EI-*-C0	14,917.11	R/F
480	200	250	500	600	1	1	CAU9-580-EI-*-W0	~	R/F	CAU9-580-EI-*-C0	19,391.43	R/F
750	250	300	600	700	1	1	CAU9-750-EI-*-W0	~	R/F	CAU9-750-EI-*-C0	25,402.83	R/F
860	~	400	800	1000	1	1	CAU9-860-EI-*-W0	~	R/F	CAU9-860-EI-*-C0	34,294.23	R/F
1060	~	450	900	1150	1	1	CAU9-1060-EI-*-W0	~	R/F	CAU9-1060-EI-*-C0	38,409.83	R/F

NOTE: Catalog numbers and enclosure dimensions reflect contactors with AC coils. For DC coils, select Coil Code from the DC Coil Code table on page C104 and follow the instructions for modifying catalog numbers.

Ordering Instructions

Specify Catalog Number	Refer to page C104 Refer to pages C107-C111
Replace (*) with Coil Code Factory Modifications available	

- ① Dimensional information starts on page C122.
- ② Contactors are equipped with number and type of auxiliaries indicated. See page C108 to order additional or different auxiliary contacts.
- ③ One N.C. auxiliary contact is used for electrical interlocking. On CAU7 reversing contactors, the N.C. contact comes from the Mechanical/Electrical Interlock unit (Cat # CM7-02).
- ④ CAU9-116...CAU9-370 contactors are available with "EI" option for PLC interface. Change catalog number to include "-EI". Example: CAU9-116-*-W0 becomes CAU9-116-EI-*-W0. See page C104 for price adder.

C
Enclosed Contactors

Single Phase, Non-Reversing CB7

Continuous Amp Rating - UL/CSA -	Maximum Horsepower Single Ø		Auxiliary Contacts per Contactor ②		Type 1 General Purpose	D I M	Type 12 [Type 3R ②] Industrial Dusttight	D I M	Type 4 Watertight	D I M	Type 4X Watertight Corrosion Resistant Non-metallic	D I M							
	Enclosed	115V	230V	NO									NC	Catalog No.	Price	①	Catalog No.	Price	①
							CB7-				CB7-								
25	1/2	1 1/2	1	0	9-*-G0	ⓧ	215.64	A	9-*-D0	ⓧ	315.80	L	9-*-W0	455.81	N	9-*-C0	ⓧ	310.69	S1
25	1/2	2	1	0	12-*-G0	ⓧ	249.37	A	12-*-D0	ⓧ	348.5	L	12-*-W0	489.54	N	12-*-C0	ⓧ	373.03	S1
30	1	3	1	0	16-*-G0	ⓧ	264.70	A	16-*-D0	ⓧ	363.83	L	16-*-W0	505.89	N	16-*-C0	ⓧ	389.38	S1
30	2	3	1	0	23-*-G0	ⓧ	282.07	A	23-*-D0	ⓧ	382.23	L	23-*-W0	524.29	N	23-*-C0	ⓧ	406.76	S1
55	2	5	1	0	30-*-G0	ⓧ	331.13	A	30-*-D0	ⓧ	431.28	L	30-*-W0	572.32	N	30-*-C0	ⓧ	455.81	S1
60	3	5	1	0	37-*-G0	ⓧ	373.03	A	37-*-D0	ⓧ	473.19	L	37-*-W0	613.20	N	37-*-C0	ⓧ	497.71	S1
75	3	7 1/2	1	0	43-*-G0	ⓧ	531.44	A	43-*-D0	ⓧ	564.14	L	43-*-W0	630.57	N	43-*-C0	ⓧ	514.07	S1
75	5	10	1	0	55-*-G0	ⓧ	551.88	A	55-*-D0	ⓧ	588.67	L	55-*-W0	667.37	N	55-*-C0	ⓧ	550.86	S1
90	5	10	1	0	60-*-G0	ⓧ	572.32	B	60-*-D0	ⓧ	613.20	M	60-*-W0	770.59	O	60-*-C0	ⓧ	671.45	U1
90	5	15	1	0	72-*-G0	ⓧ	630.57	B	72-*-D0	ⓧ	663.28	M	72-*-W0	828.84	O	72-*-C0	ⓧ	730.73	U1
100	7 1/2	15	1	0	85-*-G0	ⓧ	688.83	B	85-*-D0	ⓧ	730.73	M	85-*-W0	888.12	O	85-*-C0	ⓧ	787.96	U1

Larger sizes available. Contact your Sprecher + Schuh representative.

NOTE: Catalog numbers and enclosure dimensions reflect contactors with AC coils. For DC coils, select Coil Code from the DC Coil Code table on page C104 and follow the instructions for modifying catalog numbers.



Ordering Instructions

Specify Catalog Number	Refer to page C104 Refer to pages C107-C111
Replace (*) with Coil Code Factory Modifications available	

- ① Dimensional information starts on page C122.
- ② For Type 3R outdoor applications, replace "D" in catalog number with an "R". Dimensions may change. For example catalog number CB7-23-*-D0 becomes CB7-23-*-R0. Price remains the same.
- ③ Contactors are equipped with number and type of auxiliaries indicated. See page C108 to order additional or different auxiliary contacts.

Single Phase, Reversing CBUR7 (Reconnectable Winding - Three Lead Motor)

Continuous Amp Rating - UL/CSA -	Maximum Horsepower Single Ø		Auxiliary Contacts per Contactor ④		Type 1 General Purpose	D I M	Type 12 [Type 3R ②] Industrial Dusttight	D I M	Type 4 Watertight	D I M	Type 4X Watertight Corrosion Resistant Non-metallic	D I M				
	Enclosed	115V	230V	NO									NC ④	Catalog No.	Price	①
							CBUR									
25	1/2	1 1/2	1	1	7-9-*-G0 ⑤	574.36	A	7-9-*-D0 ⑤	632.62	M	7-9-*-W0	682.70	N	7-9-*-C0 ⑤	666.34	U1
25	1/2	2	1	1	7-12-*-G0 ⑤	648.97	A	7-12-*-D0 ⑤	700.07	M	7-12-*-W0	749.13	N	7-12-*-C0 ⑤	732.77	U1
30	1	3	1	1	7-16-*-G0 ⑤	690.87	A	7-16-*-D0 ⑤	740.95	M	7-16-*-W0	791.03	N	7-16-*-C0 ⑤	773.65	U1
30	2	3	1	1	7-23-*-G0 ⑤	707.22	A	7-23-*-D0 ⑤	782.85	M	7-23-*-W0	831.91	N	7-23-*-C0 ⑤	815.56	U1
55	2	5	1	1	7-30-*-G0 ⑤	824.75	A	7-30-*-D0 ⑤	873.81	M	7-30-*-W0	923.89	N	7-30-*-C0 ⑤	907.54	U1

Single Phase, Reversing CBUS7 (Series Winding – Four Lead Repulsion Induction Motor)

Continuous Amp Rating - UL/CSA -	Maximum Horsepower Single Ø		Auxiliary Contacts per Contactor ④		Type 1 General Purpose	D I M	Type 12 [Type 3R ②] Industrial Dusttight	D I M	Type 4 Watertight	D I M	Type 4X Watertight Corrosion Resistant Non-metallic	D I M				
	Enclosed	115V	230V	NO									NC ④	Catalog No.	Price	①
							CBUS									
25	1/2	1 1/2	1	1	7-9-*-G0 ⑤	574.36	A	7-9-*-D0 ⑤	632.62	M	7-9-*-W0	682.70	N	7-9-*-C0 ⑤	666.34	U1
25	1/2	2	1	1	7-12-*-G0 ⑤	648.97	A	7-12-*-D0 ⑤	700.07	M	7-12-*-W0	747.08	N	7-12-*-C0 ⑤	732.77	U1
30	1	3	1	1	7-16-*-G0 ⑤	690.87	A	7-16-*-D0 ⑤	740.95	M	7-16-*-W0	791.03	N	7-16-*-C0 ⑤	773.65	U1
30	2	3	1	1	7-23-*-G0 ⑤	707.22	A	7-23-*-D0 ⑤	782.85	M	7-23-*-W0	831.91	N	7-23-*-C0 ⑤	815.56	U1
55	2	5	1	1	7-30-*-G0 ⑤	824.75	A	7-30-*-D0 ⑤	873.81	M	7-30-*-W0	923.89	N	7-30-*-C0 ⑤	907.54	U1

Single Phase, Reversing CBUP7 (Parallel Winding – Four Lead Capacitor or Split Phase Motor)

Continuous Amp Rating - UL/CSA -	Maximum Horsepower Single Ø		Auxiliary Contacts per Contactor ④		Type 1 General Purpose	D I M	Type 12 [Type 3R ②] Industrial Dusttight	D I M	Type 4 Watertight	D I M	Type 4X Watertight Corrosion Resistant Non-metallic	D I M				
	Enclosed	115V	230V	NO									NC ④	Catalog No.	Price	①
							CBUP									
25	1/2	1 1/2	1	1	7-9-*-G0 ⑤	574.36	A	7-9-*-D0 ⑤	632.62	M	7-9-*-W0	682.70	N	7-9-*-C0 ⑤	666.34	U1
25	1/2	2	1	1	7-12-*-G0 ⑤	648.97	A	7-12-*-D0 ⑤	700.07	M	7-12-*-W0	749.13	N	7-12-*-C0 ⑤	732.77	U1
30	1	3	1	1	7-16-*-G0 ⑤	690.87	A	7-16-*-D0 ⑤	740.95	M	7-16-*-W0	791.03	N	7-16-*-C0 ⑤	773.65	U1
30	2	3	1	1	7-23-*-G0 ⑤	707.22	A	7-23-*-D0 ⑤	782.85	M	7-23-*-W0	831.91	N	7-23-*-C0 ⑤	815.56	U1
55	2	5	1	1	7-30-*-G0 ⑤	824.75	A	7-30-*-D0 ⑤	873.81	M	7-30-*-W0	923.89	N	7-30-*-C0 ⑤	907.54	U1

NOTE: Catalog numbers and enclosure dimensions reflect contactors with AC coils. For DC coils, select Coil Code from the DC Coil Code table on page C104 and follow the instructions for modifying catalog numbers.

Ordering Instructions

Specify Catalog Number	
Replace (*) with Coil Code Factory Modifications available	Refer to page C104 Refer to pages C107-C111

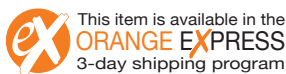
- ① Dimensional information starts on page C122.
- ② For Type 3R outdoor applications, replace "D" in catalog number with an "R". Dimensions may change. For example number CBUX7-23-*-D0 becomes CBUX7-23-*-R0. Price remains the same.
- ③ Contactors are equipped with number and type of auxiliaries indicated. See page C108 to order additional or different auxiliary contacts.
- ④ One N.C. auxiliary contact is used for electrical interlocking. On CBU reversing contactors, the N.C. contact comes from the Mechanical/Electrical Interlock unit (Cat # CM7-02).

Three Phase, Non-Reversing CAN7

NEMA Size	Maximum Horsepower Three Phase				Auxiliary Contacts per Contactor ③		Type 1 General Purpose	Price	D I M ①	Type 12 [Type 3R ②] Industrial Dusttight	Price	D I M ①
	200V	230V	460V	575V	NO	NC	Catalog Number			Catalog Number		
00	3	3	7.5	10	1	0	CAN7-12-*GO	392.45	A	CAN7-12-*D0	548.81	L
0	5	5	10	15	1	0	CAN7-16-*GO	418.00	A	CAN7-16-*D0	573.34	L
1	10	10	25	30	1	0	CAN7-37-*GO	587.65	A	CAN7-37-*D0	745.04	L
2	10	15	30	30	1	0	CAN7-43-*GO	837.02	A	CAN7-43-*D0	888.12	L
3	25	30	60	60	1	0	CAN7-85-*GO	1,084.34	B	CAN7-85-*D0	1,149.75	M

NEMA Size	Maximum Horsepower Three Phase				Auxiliary Contacts per Contactor ③		Type 4 Watertight	Price	D I M ①	Type 4X Watertight Corrosion Resistant Non-metallic	Price	D I M ①
	200V	230V	460V	575V	NO	NC	Catalog Number			Catalog Number		
00	3	3	7.5	10	1	0	CAN7-12-*W0	771.61	N	CAN7-12-*C0	587.65	S1
0	5	5	10	15	1	0	CAN7-16-*W0	796.14	N	CAN7-16-*C0	614.22	S1
1	10	10	25	30	1	0	CAN7-37-*W0	966.81	N	CAN7-37-*C0	783.87	S1
2	10	15	30	30	1	0	CAN7-43-*W0	992.36	N	CAN7-43-*C0	810.45	S1
3	25	30	60	60	1	0	CAN7-85-*W0	1,398.10	O	CAN7-85-*C0	1,240.71	U1

NOTE: Catalog numbers and enclosure dimensions reflect contactors with AC coils. For DC coils, select Coil Code from the DC Coil Code table on page C104 and follow the instructions for modifying catalog numbers.



Ordering Instructions

Specify Catalog Number	Refer to page C104 Refer to pages C107-C111
Replace (*) with Coil Code Factory Modifications available	

- ① Dimensional information starts on page C122.
- ② For Type 3R outdoor applications, replace "D" in catalog number with an "R". Dimensions may change. For example number CAN7-23-*D0 becomes CAN7-23-*R0. Price remains the same.
- ③ Contactors are equipped with number and type of auxiliaries indicated. See page C108 to order additional or different auxiliary contacts.


Three Phase, Reversing CAUN7

NEMA Size	Maximum Horsepower Three Phase				Auxiliary Contacts per Contactor ③		Type 1 General Purpose	Price	DIM	Type 12 [Type 3R ②]	Price	DIM
	200V	230V	460V	575V	NO	NC ④	Catalog Number			Industrial Dusttight		
00	3	3	7.5	10	1	1	CAUN7-12-* G0 ⑤	1,018.93	A	CAUN7-12-* D0 ⑤	1,097.63	M
0	5	5	10	15	1	1	CAUN7-16-* G0 ⑤	1,084.34	A	CAUN7-16-* D0 ⑤	1,163.04	M
1	10	10	25	30	1	1	CAUN7-37-* G0 ⑤	1,428.76	A	CAUN7-37-* D0 ⑤	1,626.00	M
2	10	15	30	30	1	1	CAUN7-43-* G0 ⑤	1,534.02	B	CAUN7-43-* D0 ⑤	1,731.27	M
3	25	30	60	60	1	1	CAUN7-85-* G0 ⑤	2,400.68	C	CAUN7-85-* D0 ⑤	2,439.51	O

NEMA Size	Maximum Horsepower Three Phase				Auxiliary Contacts per Contactor ③		Type 4 Watertight	Price	DIM	Type 4X Watertight Corrosion Resistant Non-metallic	Price	DIM
	200V	230V	460V	575V	NO	NC ④	Catalog Number			Catalog Number		
00	3	3	7.5	10	1	1	CAUN7-12-* W0	1,179.39	N	CAUN7-12-* C0 ⑤	1,153.84	U1
0	5	5	10	15	1	1	CAUN7-16-* W0	1,244.80	N	CAUN7-16-* C0 ⑤	1,219.25	U1
1	10	10	25	30	1	1	CAUN7-37-* W0	1,704.70	N	CAUN7-37-* C0 ⑤	1,573.88	U1
2	10	15	30	30	1	1	CAUN7-43-* W0	1,809.96	N	CAUN7-43-* C0 ⑤	1,678.12	U1
3	25	30	60	60	1	1	CAUN7-85-* W0	2,478.35	O	CAUN7-85-* C0 ⑤	3,567.80	V1

NOTE: Catalog numbers and enclosure dimensions reflect contactors with AC coils. For DC coils, select Coil Code from the DC Coil Code table on page C104 and follow the instructions for modifying catalog numbers.

C
Enclosed Contactors

 This item is available in the **ORANGE EXPRESS** 3-day shipping program

Ordering Instructions

Specify Catalog Number	
Replace (*) with Coil Code Factory Modifications available	Refer to page C104 Refer to pages C107-C111

- ① Dimensional information starts on page C122.
- ② For Type 3R outdoor applications, replace "D" in catalog number with an "R". Dimensions may change. For example number CAUN7-23-***D0** becomes CAUN7-23-***R0**. Price remains the same.
- ③ Contactors are equipped with number and type of auxiliaries indicated. See page C108 to order additional or different auxiliary contacts.
- ④ One N.C. auxiliary contact is used for electrical interlocking. On CAU7 reversing contactors, the N.C. contact comes from the Mechanical/Electrical Interlock unit (Cat # CM7-02).

Electrically Held with AC Coil

Continuous Ampere Rating ③	Number of Poles	Standard Auxiliary Contacts ⑤		Type 1 General Purpose Catalog Number	Price	D I M ④	Type 12 [Type 3R ⑥] Industrial Dusttight		D I M ④
		NO	NC				Catalog Number	Price	
See page A46	4	0	0	CAL7-20-M40-*-G0	423.11	A	CAL7-20-M40-*-D0	573.34	L
	4	0	0	CAL7-30-M40-*-G0	600.94	A	CAL7-30-M40-*-D0	751.17	L
	4	0	0	CAL7-60-M40-*-G0	1,001.56	B	CAL7-60-M40-*-D0	1,063.9	M

Description

The CAL7 electrically held contactors and CAVL7 mechanical held contactors are cUL rated and labeled for tungsten and ballast lighting duty applications at 20, 30, and 60 amperes respectively.

Mechanically Held with AC Coil ①

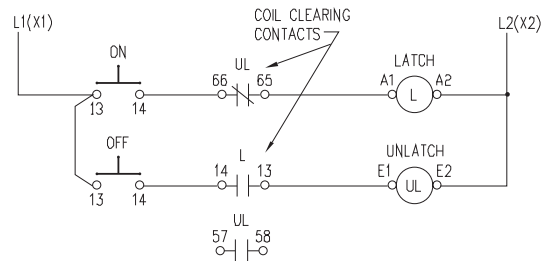
Continuous Ampere Rating ③	Number of Poles	Standard Auxiliary Contacts ⑤		Type 1 General Purpose Catalog Number	Price	D I M ④	Type 12 [Type 3R ⑥] Industrial Dusttight		D I M ④
		NO	NC				Catalog Number	Price	
See page A46	4	0	0	CAVL7-20-M40-*-G0	R/F	R/F	CAVL7-20-M40-*-D0	R/F	R/F
	4	0	0	CAVL7-30-M40-*-G0	R/F	R/F	CAVL7-30-M40-*-D0	R/F	R/F
	4	0	0	CAVL7-60-M40-*-G0	R/F	R/F	CAVL7-60-M40-*-D0	R/F	R/F

Larger sizes available. Contact your Sprecher + Schuh representative.

NOTE: Catalog numbers and enclosure dimensions reflect contactors with AC coils. For DC coils, select Coil Code from the DC Coil Code table on page C104 and follow the instructions for modifying catalog numbers.

Operation of Mechanically Held Contactor with "ON-OFF" Pushbutton

Catalog number "CAVL7" consists of a CAL7 contactor with CV7-11 mechanical latch. Depressing the "ON" button energizes the "L" coil and the contactor closes. The mechanical latch locks the contactor in the closed position. The "L" coil is then de-energized by the coil, clearing contact "UL" (Terminals 65-66) to remove voltage. Depressing the "OFF" button energizes the "UL" coil, and the mechanical latch releases the contactor. The "UL" coil is immediately de-energized by the coil clearing contact "L" (Terminals 13-14) to remove voltage. The contactor is now open.



Ordering Instructions

Specify Catalog Number	Refer to page C104 Refer to pages C107-C111
Replace (*) with Coil Code Factory Modifications available	

- The N.O. auxiliary is used to mechanically latch the control circuit and is not available for use by customer for other uses.
- Engineering practice permits $2.5 \times I_b$ to be applied to a contactor when 3 poles are connected in parallel for single phase discharge lamp (ballast lighting) applications. Example: A CAL7-20-M40-* Lighting Contactor plus a CA7-P-B23 Paralleling Link can be used on a 50A ballast load. Applying parallel conductors to incandescent lamp loads does NOT result in a greater permissible load. Paralleling Links can be found in the Accessories section.
- Dimensional information starts on page C122.
- Contactors are equipped with number and type of auxiliaries indicated. See C108 to order additional or different auxiliary contacts.
- For Type 3R outdoor applications, replace "D" in catalog number with an "R". Dimensions may change. For example: CAL7-20-M40-*-D0 becomes CAL7-20-M40-*-R0. Price remains the same.