



Beacons Q




Multi-Tone
Sounders A

Combination Sounders and Beacons

Multi-Tone Sounders can be combined with Beacon Q for Visual + Audible Signaling.

Order components separately as indicated below.



















Size	Beacons Q		<p>AMK Mounting kit</p>	Sounder A		
1		QDS LED Steady-/Flashing beacon		See page 2		ASS-P Multi-Tone Alarm Sounder 8 tones
		QBS LED Multi Strobe beacon	ASS-T Multi-Tone Alarm Sounder 32 tones			
		QFS Xenon Strobe beacon				
2		QDM LED Steady-/Flashing beacon	See page 4			ASM (For use with QDM or QFM) Multi-Tone Alarm Sounder 32 tones
		QBM LED Multi Strobe beacon				
		QFM Xenon Strobe beacon				
3		QDL LED Steady-/Flashing beacon				ASL (For use with QDL or QBL) Multi-Tone Alarm Sounder 63 tones
		QBL LED Multi-Strobe beacon				
4		QDX LED Steady-/Flashing beacon				ASX (For use with QDX or QBX) Multi-Tone Alarm Sounder 63 tones
		QBX LED Multi-Strobe beacon				

























LED Steady Flashing Beacons Q

cUL^{us} Type 4/4X/13 CE

Type	Description	Specifications	Catalog Number
	Replace  with lens color		Red Housing 
	QDS LED Steady-/Flashing beacon size 1 - 94mm	24 V AC/DC 48 V AC/DC 110-120 V AC 230-240 V AC	874 16 405 874 16 408 874 16 310 874 16 313
	QDM LED Steady-/Flashing beacon size 2 -132mm	24-48 V AC/DC 110-240 V AC/DC	874 26 408 874 26 413
	QDL LED Steady-/Flashing beacon size 3 - 184mm	24-48 V AC/DC 110-240 V AC/DC	874 36 408 874 36 413
	QDX LED Steady-/Flashing beacon size 4 - 228mm	24-48 V AC/DC 110-240 V AC/DC	874 46 408 874 46 413

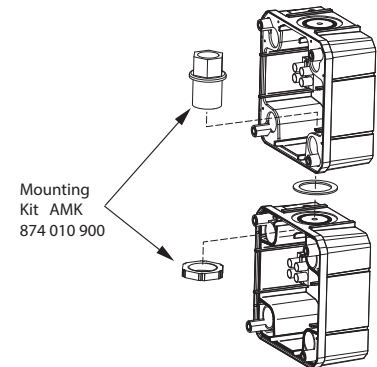
Strobe Beacons Q

cUL^{us} Type 4/4X/13 CE

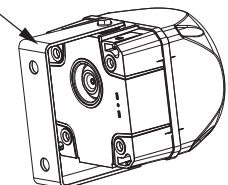
Type	Description	Specifications	Catalog Number
	Replace  with lens color		Red Housing 
	QBS LED Multi Strobe beacon size 1 - 94mm Amber, red and yellow only	24-48 V AC/DC, 5 J 110-120 V AC, 5 J	874 17 408 874 17 408
	QFS Xenon Strobe beacon size 1 - 94mm Amber, red and yellow only	24-48 V AC/DC, 5 J 110-120 V AC, 5 J 230-240 V AC, 5 J	874 56 408 874 56 310 874 56 313
	QBM LED Multi Strobe beacon size 2 - 132mm Amber, red and yellow only	24-48 V AC/DC, 10 J 110-240 V AC, 10 J	874 27 408 874 27 313
	QFM Xenon Strobe beacon size 2 - 132mm Amber, red and yellow only	24-48 V AC/DC, 10 J 110-120 V AC, 10 J 230-240 V AC, 10 J	874 66 408 874 66 310 874 66 313
	QBL LED Multi-Strobe beacon 3 strobe patterns size 3 - 184mm Amber and red only	24-48 V AC/DC 110-240 V AC/DC	874 76 408 874 76 413
	QBX LED Multi-Strobe beacon 3 strobe patterns size 4 - 228mm Amber and red only	24-48 V AC/DC 110-240 V AC/DC	874 86 408 874 86 413





Beacons Q can be combined for multi-color units using the AMK Mounting Kit. Or combine with Sounder A for visual and audible signaling. Order components separately.




Mounting Bracket AB



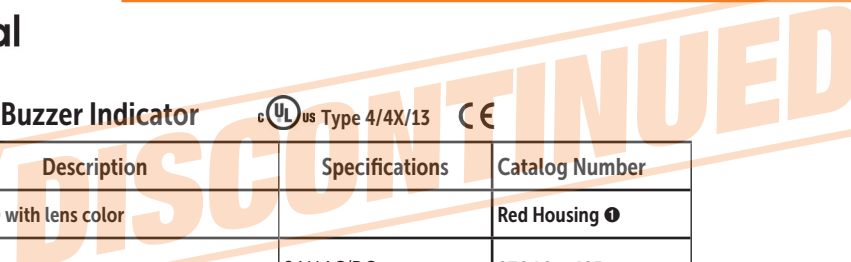
 To complete the catalog no., replace the  with one of the following numbers for desired lens color:

1 = Amber, **2** = Red, **4** = Clear, **5** = Blue, **6** = Green, **7** = Yellow.

 Metal bracket for mounting of single device only.



Beacon Q with M22 Buzzer Indicator



Type	Description	Specifications	Catalog Number
	Replace with lens color		Red Housing 1
	QSS LED Steady/Flashing Beacon Size 1 - 94mm with buzzer indicator (80 dB)	24 V AC/DC 110-120 V AC 230-240 V AC	876 16 405 876 16 310 876 16 313
	QSM LED Steady/Flashing Beacon Size 2 - 132mm with buzzer indicator (100 dB)	24 V AC/DC 110-120 V AC 230-240 V AC	876 26 405 876 26 310 876 26 313
	QSL LED Steady/Flashing Beacon Size 3 - 184mm with buzzer indicator (105 dB)	24 V AC/DC 110-120 V AC 230-240 V AC	876 36 405 876 36 310 876 36 313
	QSX LED Steady/Flashing Beacon Size 4 - 228mm with buzzer indicator (105 dB)	24 V AC/DC 110-120 V AC 230-240 V AC	876 46 405 876 46 310 876 46 313
	QCS LED Strobe Beacon Size 1 - 94mm with buzzer indicator (105 dB) Amber, red, yellow only	24 V AC/DC 110-120 V AC 230-240 V AC	876 17 405 876 17 310 876 17 313
	QCL LED Strobe Beacon Size 3 - 184mm with buzzer indicator (105 dB)	24 V AC/DC 110-120 V AC 230-240 V AC	876 76 405 876 76 310 876 76 313
	QCX LED Strobe Beacon Size 4 - 228mm with buzzer indicator (105 dB)	24 V AC/DC 110-120 V AC 230-240 V AC	876 86 405 876 86 310 876 86 313

Accessories



Type	Description	For use with...	Catalog Number
	AMK Mounting kit	for combinations of multi-tone sounders "A" and/or beacons "Q"	874 010 900
	Flat gasket	multi-tone sounders "A" and/or beacons "Q"	AG1 for size 1
			AG2 for size 2
			AG3 for size 3
			AG4 for size 4
	Metal Mounting bracket Kit 	multi-tone sounders "A" and/or beacons "Q"	AB1 for size 1
			AB2 for size 2
			AB3 for size 3 AB4 for size 4
	AKV Cable gland M20 x 1.5		698 800 026

1 To complete the catalog no., replace the with one of the following numbers for desired lens color:

1 = Amber, **2** = Red, **4** = Clear, **5** = Blue, **6** = Green, **7** = Yellow.


2 Metal bracket for mounting of single device only.



Multi-Tone Sounders A

US Type 4/4X/13

DISCONTINUED



Multi-Tone Sounders A can be combined with Beacon Q for Visual + Audible Signaling. Use Mounting Kit AMK. Order components separately.

Type	Description	Specifications	Catalog Number
			Red Housing
	ASS-P ② Multi-Tone Alarm Sounder Size 1 - 94mm, 8 tones (103 dB)	24 V AC/DC 48 V AC/DC 110-120 V AC 230-240 V AC	874 060 405 874 060 408 874 060 310 874 060 313
	ASS-T ② Multi-Tone Alarm Sounder Size 1 - 94mm, 32 tones (108 dB)	24-48 V AC/DC 110-240 V AC	874 170 408 874 170 313
	ASM ② Multi-Tone Alarm Sounder Size 2 - 132mm, 32 tones (113 dB)	24-48 V AC/DC 110-240 V AC	874 270 408 874 270 313
	ASL ② Multi-Tone Alarm Sounder Size 3 - 184mm, 63 tones (120 dB)	24-48 V AC/DC 110-120 V AC 230-240 V AC	874 360 408 874 360 310 874 360 313
	ASX Multi-Tone Alarm Sounder Size 4 - 228mm, 63 tones (127 dB)	24-48 V AC/DC 110-120 V AC 230-240 V	874 460 408 874 460 310 874 460 313

ACCESSORIES

	AMK Mounting kit	for combinations of multi-tone sounders "A" and/or beacons "Q"	874 010 900
	Flat gasket	multi-tone sounders "A" and/or beacons "Q"	AG1 for size 1
			AG2 for size 2
			AG3 for size 3
			AG4 for size 4
	Metal bracket Kit ①	multi-tone sounders "A" and/or beacons "Q"	AB1 for size 1
			AB2 for size 2
			AB3 for size 3
			AB4 for size 4
	AKV Cable gland M20 x 1.5		698 800 026

① Metal bracket for mounting of single device only.

② Multi-tone Sounders A sizes 1, 2 & 3 have adjustable sound pressure via potentiometer.



Multi-Tone Sounders A with M22 Light Indicator

cUL^{us} Type 4/4X/13 CE

Type	Description	Specifications	Catalog Number
	Replace with lens color: Amber, red or yellow only		Red Housing
	ADS-P	24 V AC/DC 110/120 V AC 230/240 V AC	875 06 405 875 06 310 875 06 313
	ADS-T	24 V AC/DC 110/120 V AC 230/240 V AC	875 17 405 875 17 310 875 17 313
	ADM	24 V AC/DC 110/120 V AC 230/240 V AC	875 27 405 875 27 310 875 27 313
	ADL	24 V AC/DC 110/120 V AC 230/240 V AC	875 36 405 875 36 310 875 36 313
	ADX	24 V AC/DC 110/120 V AC 230/240 V AC	875 46 405 875 46 310 875 46 313
	ACM	24 V AC/DC 110/120 V AC 230/240 V AC	875 67 405 875 67 310 875 67 313
	ACL	24 V AC/DC 110/120 V AC 230/240 V AC	875 76 405 875 76 310 875 76 313
	ACX	24 V AC/DC 110/120 V AC 230/240 V AC	875 86 405 875 86 310 875 86 313

Accessories

cUL^{us} Type 4/4X/13 CE

Type	Description	For use with...	Catalog Number
	AMK Mounting kit	for combinations of multi-tone sounders "A" and/or beacons "Q"	874 010 900
	Flat gasket	multi-tone sounders "A" and/or beacons "Q"	AG1 for size 1
			AG2 for size 2
			AG3 for size 3
			AG4 for size 4
	Metal Mounting bracket Kit	multi-tone sounders "A" and/or beacons "Q"	AB1 for size 1
			AB2 for size 2
			AB3 for size 3
			AB4 for size 4
	AKV Cable gland M20 x 1.5		698 800 026

To complete the catalog no., replace the with one of the following numbers for desired lens color:
1 = Amber, 2 = Red, 7 = Yellow.

Metal bracket for mounting of single device only.

Multi-tone Sounders A sizes 1, 2 & 3 have adjustable sound pressure via potentiometer.




Auer Signal

Modular Beacons M 160 mm Ø

cUL^{us} Type 4/4X/13 CE


DISCONTINUED

Type	Description	Specifications	Catalog Number	
			Horizontal Base Mounting ①	Pole Base Mounting ① M20 1/2" NPT
 MLL (Shown with bracket)	MLL Steady Beacon ② (Halogen bulb included)	24 V AC/DC 110/120 V AC 230/240 V AC	819 102 405 819 102 310 819 102 313	819 310 405 819 310 310 819 310 313 <i>(No Clear 230V)</i>
	MBL Flashing Beacon ② (Halogen bulb included)	24 V AC/DC 110/120 V AC 230/240 V AC	839 100 405 839 100 310 839 100 313 <i>(Amber or red only)</i>	839 310 405 839 310 310 839 310 313 <i>(No Red 120V)</i>
	MFL Strobe Beacon (Xenon tube included)	24 V AC/DC 110/120 V AC 230/240 V AC	849 100 405 849 100 310 849 100 313 <i>(Amber, Red, Blue, Yellow only)</i>	849 310 405 849 310 310 849 310 313 <i>(No Amber, Red 120V, No Clear 24V)</i>
	MRL Rotating Mirror Beacon ② Halogen bulb included Not available in Clear, Green or Blue	24 V AC/DC 110/120 V AC 230/240 V AC	419 100 405 419 100 310 419 100 313	419 300 405 419 300 310 419 300 313 419 310 405 419 310 310 419 310 313
			Catalog Number	
Bracket			819 200 900	
Mounting plate for UL type 4, 4X, 13			819 202 900	
Magnetic mount			819 203 900	



Modular Beacons M 120 mm Ø

cUL^{us} Type 4/4X/13 CE

Type	Description	Specifications	Catalog Number	
			Horizontal Base Mounting ①	Pole Base Mounting ① M20 1/2" NPT
 MLM Steady Beacon ② (Halogen bulb included)	MLM Steady Beacon ② (Halogen bulb included)	24 V AC/DC 110/120 V AC 230/240 V AC	818 102 405 818 102 310 818 102 313	818 310 405 818 310 310 818 310 313
	MBM Flashing Beacon ② (Halogen bulb included)	24 V AC/DC 110/120 V AC 230/240 V AC	838 100 405 838 100 310 838 100 313 <i>(Only Amber and Red)</i>	838 310 405 838 310 310 838 310 313 <i>(No Amber, Red, Green 24V)</i>
	MFM Strobe Beacon (Xenon tube included)	24 V AC/DC 110/120 V AC 230/240 V AC	848 100 405 848 100 310 848 100 313 <i>(No Amber 120V)</i>	848 310 405 848 310 310 848 310 313 <i>(Only Green, Yellow 24V, No Amber 120V)</i>
	MRR Rotating Mirror Beacon ② Halogen bulb included Not available in Clear, Green or Blue	24 V AC/DC 110/120 V AC 230/240 V AC	418 100 405 418 100 310 418 100 313	418 300 405 418 300 310 418 300 313 418 310 405 418 310 310 418 310 313
			Catalog Number	
Bracket			818 200 900	
Mounting plate for UL type 4, 4X, 13			818 202 900	
Magnetic mount			818 203 900	



① To complete the catalog no., replace the ❶ with one of the following numbers for desired lens color: 1 = Amber, 2 = Red, 4 = Clear, 5 = Blue, 6 = Green, 7 = Yellow.
 ② Halogen bulb included.




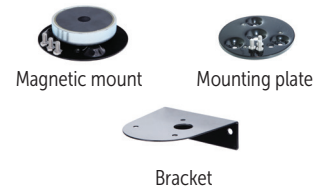
Auer Signal

Modular Beacons M 90 mm Ø





cUL^{us} Type 4/4X/13 CE

DISCONTINUED

Type	Description	Specifications	Catalog Number	
			Horizontal Base Mounting ①	Pole Base Mounting ① M20 1/2" NPT
	MLS Steady Beacon ② (Halogen bulb included)	24 V AC/DC 110/120 V AC 230/240 V AC	817 102 405 817 102 310 817 102 313	817 310 405 817 310 310 817 310 313 <i>(No Blue 120V)</i>
	MBS Flashing Beacon ② (Halogen bulb included)	24 V AC/DC 110/120 V AC 230/240 V AC	837 102 405 837 102 310 837 102 313	837 310 405 837 310 310 837 310 313 <i>(No Red 24V, No Red, Blue, Yellow 120V)</i>
	MFS Strobe Beacon (Xenon tube included)	24 V AC/DC 110/120 V AC 230/240 V AC	847 100 405 847 100 310 847 100 313	847 310 405 847 310 310 847 310 313 <i>(No Amber Red 24V, No Amber 120V, No Blue 240V)</i>
	MRS Rotating Mirror Beacon ② Halogen bulb included Not available in Clear, Green or Blue	24 V AC/DC 110/120 V AC 230/240 V AC	417 100 405 417 100 310 417 100 313	417 300 405 417 300 310 417 300 313
			Catalog Number	
	Bracket		817 200 900	
	Mounting plate for UL type 4, 4X, 13		817 202 900	
	Magnetic mount		817 203 900	



Modular Beacon M Accessories

Type	Description	Catalog Number	
	Bonding kit for conduit installations	819 201 900	
	AKV Cable gland M20 x 1.5	698 800 026	
	MMR ③ Pole Mount Aluminum tube with plastic foot	5 cm	698 806 007
		10 cm	698 806 008
		25 cm	698 806 009
		40 cm	698 806 010
	MSR ③ Pole Mount Stainless steel tube with zinc die cast foot, powder coated, black	5 cm	698 806 021
		10 cm	698 806 022
		25 cm	698 806 023
		40 cm	698 806 024

- ① To complete the catalog no., replace the ③ with one of the following numbers for desired lens color:
1 = Amber, **2** = Red, **4** = Clear, **5** = Blue, **6** = Green, **7** = Yellow.
- ② Halogen bulb included.
- ③ For use with Modular Beacons M 120mm, 90mm and Beacons N only

This product is no longer offered by Sprecher + Schuh

visit www.sprecherschuh.com/ecatalog for pricing and the most up to date information



Auer Signal

Visual Signaling

Modular Beacons

Modular Beacons R cULus Type 4/4X/13 CE IP66

DISCONTINUED







Type	Description	Specifications	Catalog Number ❶
Light Modules			Replace ❷ with Lens Color
 <p>850 506 004 module shown</p>	RDC LED Beacon Steady Light Up to 111 Cd luminous intensity	12 V DC 110 - 230 V AC 24 V AC/DC 48 V AC/DC	850 50❷ 004 850 50❷ 313 850 50❷ 405 850 50❷ 408
	RDM LED Multi-function Beacon Strobe/Flashing/Rotating/Pulsing/Dimming and Steady-light functions Up to 111 Cd luminous intensity	12 V DC 110 - 230 V AC 24 V AC/DC 48 V AC/DC	850 51❷ 004 850 51❷ 313 850 51❷ 405 850 51❷ 408
	RDMHP LED Multi-function Beacon Strobe/Flashing/Rotating/Pulsing/Dimming and Steady-light functions Up to 184 Cd luminous intensity	12 V DC 110 - 230 V AC 24 V AC/DC 48 V AC/DC	850 52❷ 004 850 52❷ 313 850 52❷ 405 850 52❷ 408
	RMM LED Multi-color Beacon Steady Light All 7 colors externally controllable (red, yellow, green, blue, clear, magenta, turquoise) Up to 25 Cd luminous intensity	110 - 230 V AC 24 - 48 V AC/DC	850 530 313 850 530 408
	RCDM Compact Multi-function Beacon Steady/Flashing and 4 strobe light modes Milky-white lens for all colors	110 - 230 V AC 24 - 48 V AC/DC	850 56❷ 313 850 56❷ 408
	RCMM Compact Multi-color Beacon LED Steady Light All 7 colors externally controllable (red, yellow, green, blue, clear, magenta, turquoise)	110 - 230 V AC 24 - 48 V AC/DC	850 570 313 850 570 408
Sound Modules			
 <p>inline</p>	RBA Audible Base 32-Tone Sounder 103 dB sound pressure, 3 tones externally controllable can be used for all R-series models Metal bracket for mounting on walls (accessory)	110 - 230 V AC 24 - 48 V AC/DC	850 535 313 850 535 408

❶ To complete the catalog no., replace ❷ with one of the following numbers for desired lens color:
 1 = Amber, 2 = Red, 4 = Clear, 5 = Blue, 6 = Green, 7 = Yellow






DISCONTINUED

Modular Beacons R Mounting Bases  us Type 4/4X/13  IP66

Type	Description	Catalog Number
	RBH Universal base-horizontal/pole mounting	850 510 900
	RBL Universal base-horizontal/pole mounting	850 500 900
	RBNPT Universal base npt 1/2" mounting	850 515 900
	RWD Plastic bracket for RBL bases	850 520 900
	RWU Metal bracket for RBL, RBH	850 521 900
	RWA Metal bracket for RBA audible bases	850 531 900

Modular Beacons R Accessories

	RKV Cable gland M16 for R series bases	850 590 920
	RG1 Flat gasket for housing for RBL, RBH	850 590 900
	RG2 Flat gasket for wall for RBL	850 590 910



LED-Beacons N 90 mm Ø

DISCONTINUED

Type	Description	Specifications	Catalog Number	Catalog Number	
				Horizontal Base Mounting ①	Pole Base Mounting ① M20 1/2" NPT
	NES LED-Steady/Flashing Beacon	12 - 24 V AC/DC 24 - 48 V AC/DC 110 - 240 V AC/DC	440 10② 405 440 10② 408 440 10② 413	440 30② 405 440 30② 408 440 30② 413	440 40② 405 440 40② 408 440 40② 413
	NFS LED-Strobe Beacon	24 - 48 V AC/DC 110 V AC 240 V AC	442 10② 408 442 10② 310 442 10② 313	442 30② 408 442 30② 310 442 30② 313	442 40② 408 442 40② 310 442 40② 313
	NFS-HP LED High Performance Strobe Beacon, 3 patterns	24 - 48 V AC/DC 110-240 V AC/DC	442 15② 408 442 15② 413	442 35② 408 442 35② 413	442 45② 408 442 45② 413
	NMS LED-Multi-Color Beacon green-red-yellow	24 V AC/DC 48 V AC/DC 110/120 V AC 230/240 V AC	441 100 405 441 100 408 441 100 310 441 100 313	441 300 405 441 300 408 441 300 310 441 300 313	441 400 405 441 400 408 441 400 310 441 400 313
	NMS-HP LED High Performance Multi-Color Beacon red-green-yellow	24 - 48 V AC/DC 110-240 V AC/DC	441 150 408 441 150 413	441 350 408 441 350 413	441 450 408 441 450 413
	Bracket		817 200 900		
	Magnetic mount		817 203 900		
	Cable Gland M20 x 1.5		698 800 026		
	MMR ② Pole Mount Aluminum tube with plastic foot	5 cm	698 806 007		
		10 cm	698 806 008		
		25 cm	698 806 009		
		40 cm	698 806 010		
	MSR ② Pole Mount Stainless steel tube with zinc die cast foot, powder coated, black	5 cm	698 806 021		
		10 cm	698 806 022		
		25 cm	698 806 023		
		40 cm	698 806 024		











LED Light Bar

Type	Description	Specifications	Catalog Number
			Grey Housing
	LED Light Bar with on/off switch	24-48 V AC/DC 110/120 - 230/240 V AC/DC	805 110 405 805 110 413
	LED Light Bar without on/off switch	24-48 V AC/DC 110/120 - 230/240 V AC/DC	805 100 405 805 100 413

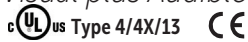
① To complete the catalog no., replace the ② with one of the following numbers for desired lens color:
 1 = Amber, 2 = Red, 4 = Clear, 5 = Blue, 6 = Green, 7 = Yellow.

② For use with Modular Beacons M 120mm, 90mm and Beacons N only



Beacons T See page 12		Buzzer T See page 14	Mounting Option See page 12 or 14	
	TLL Incandescent Steady Beacon	+  TDE Buzzer (continuous or pulsing tone) +		TMW Internal Mounting Holes
	TDC Integrated LED Steady-/Flashing Beacon			TMF External Mounting Holes
	TDF Integrated LED Multi-Strobe Beacon			TNL Lateral cable entry (cable gland)
				TMV Vertical Mounting
				TMR Aluminum tube with plastic foot 100 mm or 250 mm
				TNW For NPT 1/2" pole mount

Combine Series T Beacons and Buzzers to create a Visual plus Audible signaling solution



TDC + TDE + TMW



TDF + TDE + TMF



TLL + TDE + TMV



TDC + TDE + TMR



Auer Signal

Beacons T - 75 mm Ø

cULus Type 4/4X/13 CE

Type	Description	Specifications	Catalog Number
	Replace  with lens color		Black Housing 
	TLL Steady Beacon (no bulb) 	up to 250 V AC/DC	859 52  900
	TDC Integrated LED-Steady/Flashing Beacon	24 V AC/DC 110/120 V AC 230/240 V AC	859 50  405 859 50  310 859 50  313
	TDF Integrated LED-Multi-Strobe Beacon	24 V AC/DC 110/120 V AC 230/240 V AC	859 51  405 859 51  310 859 51  313
Horizontal Mounting			
	TMW Internal Mounting Holes		859 500 900
	TMF External Mounting Holes		859 510 900
	TNL Lateral cable entry (cable gland)		859 515 900
	TMV Vertical Mounting		859 520 900
Pole Mounting			
	TMR Aluminum tube with plastic foot	100 mm 250 mm	859 532 900 859 533 900
	TNW For NPT 1/2" pole mount		859 540 900
Accessories			
	TVS Metal Bracket kit for TMW with cable gland M12x1.5		859 560 900
	XWR Bracket for pole mount base with plastic foot		900 600 900
	PV1 Protective vent (optional for bases TMW, TMF, TNL)		859 100 000



Beacons TLL, TDC, TDF

+



=


Complete Beacon



Beacon T with TMW and TVS bracket kit

 To complete the catalog no., replace the  with one of the following numbers for desired lens color:

1 = Amber, 2 = Red, 4 = Clear, 5 = Blue, 6 = Green, 7 = Yellow.

 Incandescent Bulb type GL01...06 not included.



Beacons U - 60 mm ø

UL^{us} Type 4/4X/13 CE

Type	Description	Specifications	Catalog Number
	Replace  with lens color		Black Housing ¹
	ULL Steady Beacon (no bulb) ²	up to 250 V AC/DC	858 520 900
	UDC Integrated LED-Steady/Flashing Beacon	24 V AC/DC 110/120 V AC 230/240 V AC	858 500 405 858 500 310 858 500 313
	UDF Integrated LED-Multi-Strobe Beacon	24 V AC/DC 110/120 V AC 230/240 V AC	858 510 405 858 510 310 858 510 313
Horizontal Mounting			
	UMW Internal Mounting Holes		858 500 900
	UMF External Mounting Holes		858 510 900
	UNL Lateral cable entry (cable gland)		858 515 900
	UMV Vertical Mounting		858 520 900
Pole Mounting			
	UMR Aluminum tube with plastic foot	100 mm 250 mm	858 532 900 858 533 900
	UNW For NPT 1/2" pole mount		858 540 900
Accessories			
	UVS Metal Bracket kit for UMW with cable gland M12x1.5		858 560 900
	XWR Bracket for pole mount base with plastic foot		900 600 900
	PV1 Protective vent (optional for bases UMW, UMF, UNL)		859 100 000



Beacons ULL, UDC, UDF


+



=

Complete Beacon



¹ To complete the catalog no., replace the  with one of the following numbers for desired lens color:

1 = Amber, 2 = Red, 4 = Clear, 5 = Blue, 6 = Green, 7 = Yellow.

² Incandescent Bulb type GL01...06 not included. Order separately.



Auer Signal

Audible Signaling

Series T Buzzer

Buzzer T - 75 mm ø

cUL_{us} Type 4/4X/13 CE

Type	Description	Specifications	Catalog Number
	Replace  with lens color		Black Housing
	TDE Buzzer module Continuous or pulsing tone 100 dB (A) in 1 m	24 V AC/DC 110/120 V AC 230/240 V AC	859 560 405 859 560 310 859 560 313
	TDK Cover for buzzer module TDE Cover is required for operation and must be ordered separately		859 560 000
Horizontal Mounting			
	TMW Internal Mounting Holes		859 500 900
	TMF External Mounting Holes		859 510 900
	TNL Lateral cable entry (cable gland)		859 515 900
	TMV Vertical Mounting		859 520 900
Pole Mounting			
	TMR Aluminum tube with plastic foot	100 mm 250 mm	859 532 900 859 533 900
	TNW For NPT 1/2" pole mount		859 540 900
Accessories			
	TVS Metal Bracket kit for TMW with cable gland M12x1.5		859 550 900
	PV1 Protective vent (optional for bases TMW, TMF, TNL)		859 100 000



Buzzer TDE and Cap TDK

+



=

Complete Buzzer



Buzzer T with TMW and TVS bracket kit



Auer Signal

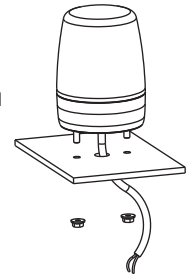
Beacons P 75 mm ø **CE**

DISCONTINUED

Type	Description	Specifications	Catalog Number
	Replace  with lens color		Black Housing 
Low Model Lens  PCL on Horizontal Mount (included)	PCL Integrated LED Steady/Flashing Beacon	24 V AC/DC 230/240 V AC	861 50  405 861 50  313
	PFL Integrated LED Multi-Strobe Beacon Amber and red only	24 V AC/DC 230/240 V AC	861 51  405 861 51  313
High Model Lens  PCH on Horizontal Mount (included)	PCH Integrated LED Steady/Flashing Beacon	24 V AC/DC 230/240 V AC	860 50  405 860 50  313
	PFH Integrated LED Multi-Strobe Beacon Amber and red only	24 V AC/DC 230/240 V AC	860 51  405 860 51  313
	PMH Integrated LED Multi-Color Beacon Red-Yellow-Green	24 V AC/DC 230/240 V AC	860 550 405 860 550 313
	PVW Vertical Mounting Bracket		860 600 900
	PMR Pole Mount Base on aluminum tube with plastic foot	10 cm	860 702 900
		25 cm	860 703 900

Pre-wired for versatile mounting options.

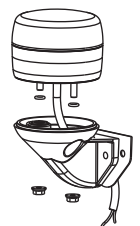
Horizontal Mount




Pole Mount PMR



Vertical Mount PVW





1 To complete the catalog no., replace the  with one of the following numbers for desired lens color: **1** = Amber, **2** = Red, **4** = Clear, **5** = Blue, **6** = Green, **7** = Yellow.



Panel Mount Beacons T & U for 37ø mm hole

UL US Type 4/4X/13 CE

Type	Description	Specifications	Catalog Number
	Replace Ⓢ with lens color		Black Housing ❶
Series T 75mm 	TLLP Steady Beacon (no bulb) ❷	up to 250 V AC/DC	859 59Ⓢ 900
	TDCP Integrated LED-Steady/Flashing Beacon	24 V AC/DC 110/120 V AC 230/240 V AC	859 57Ⓢ 405 859 57Ⓢ 310 859 57Ⓢ 313
	TDFP Integrated LED-Multi-Strobe Beacon	24 V AC/DC 110/120 V AC 230/240 V AC	859 58Ⓢ 405 859 58Ⓢ 310 859 58Ⓢ 313
Series U 60mm 	ULLP Steady Beacon (no bulb) ❷	up to 250 V AC/DC	858 59Ⓢ 900
	UDCP Integrated LED-Steady/Flashing Beacon	24 V AC/DC 110/120 V AC 230/240 V AC	858 57Ⓢ 405 858 57Ⓢ 310 858 57Ⓢ 313
	UDFP Integrated LED-Multi-Strobe Beacon	24 V AC/DC 110/120 V AC 230/240 V AC	858 58Ⓢ 405 858 58Ⓢ 310 858 58Ⓢ 313



Standard incandescent terminal connection



Standard LED terminal connection

❶ To complete the catalog no., replace the Ⓢ with one of the following numbers for desired lens color: 1 = Amber, 2 = Red, 4 = Clear, 5 = Blue, 6 = Green, 7 = Yellow.

❷ Incandescent Bulb type GL01...06 not included. Order separately.