

Two Position Operators, Push-pull (Trigger Action), Non-illuminated (Complete Kit) ③④⑤⑥

Contact Block(s) ①②	Plastic operator with plastic bezel	Metal operator with metal bezel
		
	40mm Color Cap ③	40mm Color Cap ③
	Catalog Number	Catalog Number
Oper. Only	D7P-MP4④	D7M-MP4④
1NO	D7P-MP4④PX10	D7M-MP4④PX10
1NC	D7P-MP4④PX01	D7M-MP4④PX01
GCB	D7P-MP4④PX01S	D7M-MP4④PX01S
2NO	D7P-MP4④PX20	D7M-MP4④PX20
2NC	D7P-MP4④PX02	D7M-MP4④PX02
1NO/1NC	D7P-MP4④PX11	D7M-MP4④PX11
3NO	D7P-MP4④PX30	D7M-MP4④PX30
3NC	D7P-MP4④PX03	D7M-MP4④PX03
2NO/1NC	D7P-MP4④PX21	D7M-MP4④PX21
1NO/2NC	D7P-MP4④PX12	D7M-MP4④PX12

Complete Kit Ordering Instructions

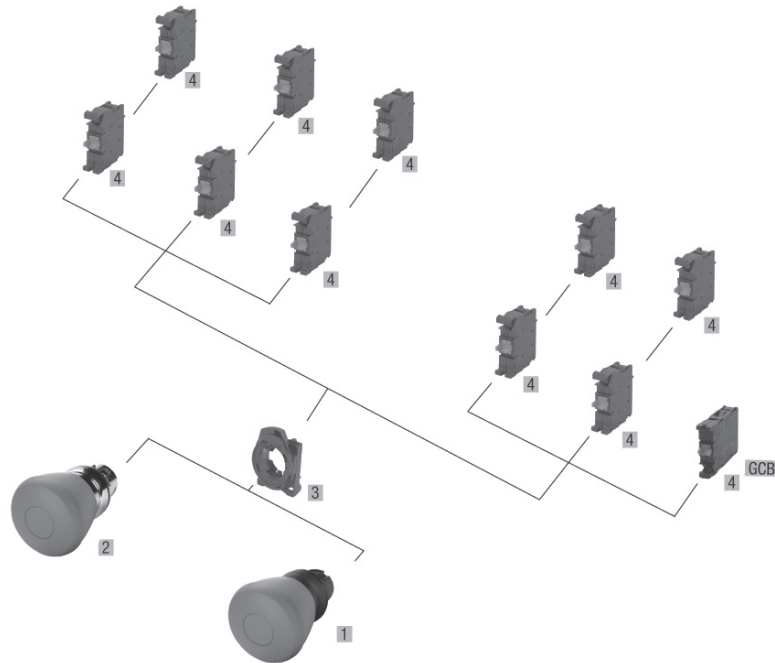
D7P –	MP4	★	P	X10
Oper. Construction D7P - Plastic operator with plastic bezel (Type 4/4X/13, IP66) D7M - Metal operator with metal bezel (Type 4/13, IP66)	Operator Type MP4 - 2-position, 40mm mushroom, push-pull, non-illuminated	Color Cap ③ 2 - Black 3 - Green 4 - Red 5 - Yellow 6 - Blue	Mounting Latch P - Plastic latch (D7P and D7M offered with plastic latch as standard) M - Metal latch <i>List price changes</i>	Contacts ①② X10 - 1NO X01 - 1NC → X20 - 2NO X02 - 2NC X11 - 1NO/1NC X30 - 3NO X03 - 3NC X21 - 2NO/1NC X12 - 1NO/2NC

Colors in Gray are **SPECIAL ORDER**

→ Positive Opening per EN60947-5-1 (applies to all NC contact block styles)

- ① Up to 6 contact blocks (3 across / 2 high) can be attached.
- ② See page H74 for complete kit ordering information on other special contact blocks: Early make, late break, low voltage, contact blocks.
- ③ Not available with inscriptions. Order inscription ring or legend plate for identification. See pages H68 and H73 for information.
- ④ Operators are EN ISO13850 compliant with standard NC, NCLB or Guardian contact blocks.
- ⑤ For EMO Guards, see page H72.
- ⑥ Operators, latch, and contact block combinations have been third-party tested for B10d values. B10d values can be found in approval document EL660_01_10 online at www.sprecherschuh.com.

Two Position Operators, Push-pull (Trigger Action), Non-illuminated (Components) ①



Component	Catalog Number	Pkg. Qty.
01 Plastic operator with plastic bezel, 2-position, 40mm, push-pull ① Black Green Red Yellow Blue	D7P-MP42 D7P-MP43 D7P-MP44 D7P-MP45 D7P-MP46	1
02 Metal operator with metal bezel, 2-position, 40mm, push-pull ① Black Green Red Yellow Blue	D7M-MP42 D7M-MP43 D7M-MP44 D7M-MP45 D7M-MP46	1
03 Tool-less Mounting Latch (for snap-on contact blocks and power modules) Plastic Latch Metal Latch	D7-ALP D7-ALM	10
04 Contact blocks ② NO NC GCB, Guardian Block	D7-X10 D7-X01 ⊖ D7-X01S ⊖	10



Colors in Gray are **SPECIAL ORDER**

⊖ Positive Opening per EN60947-5-1 (applies to all NC contact block styles)

① Not available with inscriptions. Order inscription ring or legend plate for identification. See pages H68 and H73 for information.
 ② Up to 6 contact blocks (3 across / 2 high) can be attached.



Three Position, Push-Pull, Non-Illuminated (Operator Only) ①②③

Metal operator with metal bezel 	Metal operator with metal bezel 
40mm Mushroom, Momentary	40mm Mushroom, Maintained
Catalog Number	Catalog Number
D7M-MM4☉E3	D7M-MP4☉E3




Important Note:

Cannot use N.C. or N.O.E.M. contact blocks with 3 position push-pull operators. Contact blocks and mounting latches sold separately, see next page.

Ordering Instructions (Operator Only)

D7M	–	MM	4	★	E3
Operator Construction D7M - Metal operator with metal bezel (Type 4/13, IP66)		Operator Type MM - 3 position, 40 mm mushroom, push-pull Non-illuminated momentary out, maintained center, momentary in MP - 3 position, 40 mm Mushroom, push-pull Non-illuminated momentary out, maintained center, maintained in	Cap Size 4 - 40mm Plastic	Cap Color 2 - Black 3 - Green 4 - Red	Positions E3 - 3 Position

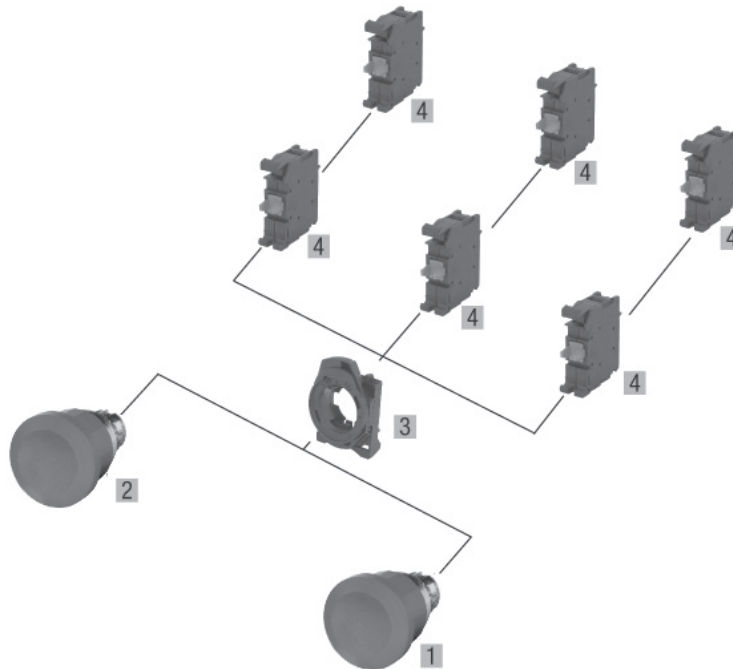
Target Table and Operator Positions

			
Contact Type	Out	Center	In
N.O.	0	0	X
N.C.E.B	X	0	0
N.C.L.B.	X	X	0

Note: X = Closed/ 0 = Open

- ① Not available with inscriptions. Order inscription ring or legend plate for identification. See pages H68 and H73 for information.
- ② Up to 6 contact blocks (3 across / 2 high) can be attached.
- ③ Cannot use N.C. or NOEM contact blocks with 3 position push-pull operators. Contact blocks and mounting latches sold separately, see next page.

Three Position, Push-Pull, Non-Illuminated (Components)



Component	Catalog Number	Pkg. Qty.
01 Metal operator with shiny metal bezel momentary, 40mm Mushroom, non-illuminated momentary out, maintained center, momentary in ❶ Black Green Red	D7M-MM42E3 D7M-MM43E3 D7M-MM44E3	1
02 Metal operator with shiny metal bezel momentary, 40mm Mushroom, non-illuminated momentary out, maintained center, maintained in ❶ Black Green Red	D7M-MP42E3 D7M-MP43E3 D7M-MP44E3	1
03 Tool-less Mounting Latch (for snap-on contact blocks and power modules) Plastic Latch Metal Latch	D7-ALP D7-ALM	10
04 Contact Blocks ❷❸ NO NCLB NCEB	D7-X10 D7-X01L D7-X01B	10

- ❶ Not available with inscriptions. Order inscription ring or legend plate for identification. See pages H68 and H73 for information.
- ❷ Up to 6 contact blocks (3 across / 2 high) can be attached.
- ❸ Cannot use N.C. or NOEM contact blocks with 3 position push-pull operators



Emergency Stop Operators, Twist-to-release (Trigger Action), Non-keyed (Complete Kit) ③⑤⑥

Contact Block(s) ①②	Plastic operator with plastic bezel			Metal operator with metal bezel		
	30mm Color Cap ③	40mm Color Cap ③	60mm Color Cap ③	30mm Color Cap ③	40mm Color Cap ③	60mm Color Cap ③
	Catalog Number	Catalog Number	Catalog Number	Catalog Number	Catalog Number	Catalog Number
Oper. Only	D7P-MT34	D7P-MT44	D7P-MT64	D7M-MT34	D7M-MT44	D7M-MT64
1NO	D7P-MT34PX10	D7P-MT44PX10	D7P-MT64PX10	D7M-MT34PX10	D7M-MT44PX10	D7M-MT64PX10
1NC	D7P-MT34PX01	D7P-MT44PX01	D7P-MT64PX01	D7M-MT34PX01	D7M-MT44PX01	D7M-MT64PX01
GCB ④	D7P-MT34PX01S	D7P-MT44PX01S	D7P-MT64PX01S	D7M-MT34PX01S	D7M-MT44PX01S	D7M-MT64PX01S
2NO	D7P-MT34PX20	D7P-MT44PX20	D7P-MT64PX20	D7M-MT34PX20	D7M-MT44PX20	D7M-MT64PX20
2NC	D7P-MT34PX02	D7P-MT44PX02	D7P-MT64PX02	D7M-MT34PX02	D7M-MT44PX02	D7M-MT64PX02
1NO/1NC	D7P-MT34PX11	D7P-MT44PX11	D7P-MT64PX11	D7M-MT34PX11	D7M-MT44PX11	D7M-MT64PX11
3NO	D7P-MT34PX30	D7P-MT44PX30	D7P-MT64PX30	D7M-MT34PX30	D7M-MT44PX30	D7M-MT64PX30
3NC	D7P-MT34PX03	D7P-MT44PX03	D7P-MT64PX03	D7M-MT34PX03	D7M-MT44PX03	D7M-MT64PX03
2NO/1NC	D7P-MT34PX21	D7P-MT44PX21	D7P-MT64PX21	D7M-MT34PX21	D7M-MT44PX21	D7M-MT64PX21
1NO/2NC	D7P-MT34PX12	D7P-MT44PX12	D7P-MT64PX12	D7M-MT34PX12	D7M-MT44PX12	D7M-MT64PX12

Complete Kit Ordering Instructions

D7P –	MT4	4	P	X10
Oper. Construction	Operator Type	Color Cap ③	Mounting Latch	Contacts ①②④
D7P - Plastic operator with plastic bezel (Type 4/4X/13, IP66)	MT3 - 2-position, 30mm diameter, twist-to-release	4 - Red	P - Plastic latch (D7P and D7M offered with plastic latch as standard)	X10 - 1NO X01 - 1NC → X20 - 2NO X02 - 2NC X11 - 1NO/1NC X30 - 3NO X03 - 3NC X21 - 2NO/1NC X12 - 1NO/2NC
D7M - Metal operator with metal bezel (Type 4/13, IP66)	MT4 - 2-position, 40mm diameter, twist-to-release MT6 - 2-position, 60mm diameter, twist-to-release		M - Metal latch List price changes	

→ Positive Opening per EN60947-5-1 (applies to all NC contact block styles)

“EMO” Emergency Stop Operator

40mm Emergency Stop metal and plastic operators are available with a special “EMO” inscription. To order:

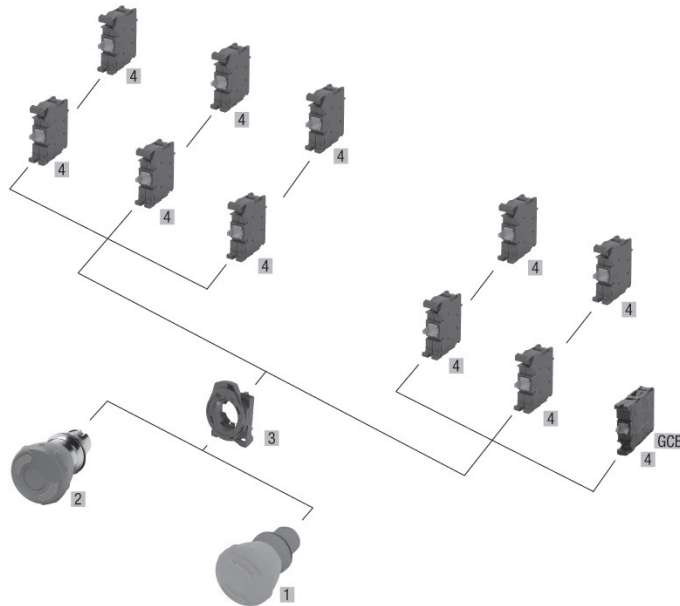
- Select 40mm kit of choice
- Add suffix “E” to catalog number
Ex.: Change D7P-MT44PX01 to D7P-MT44EPX01
- List price changes.



Semicon compliant yellow plastic guards available, see page H72

- Up to 6 contact blocks (3 across / 2 high) can be attached.
- See page H74 for complete kit ordering information on other special contact blocks: Early make, late break, low voltage contact blocks.
- Order inscription ring or legend plate for identification. See pages H68 and H73 for information.
- When ordering E-Stop Complete Kits with Guardian Contact Blocks, additional NO and NC contact blocks should be ordered as components from the opposite page.
- Operators are EN-ISO13850 compliant with standard NC, NCLB or Guardian contact blocks.
- Operators, latch, and contact block combinations have been third-party tested for B10d values. B10d values can be found in approval document EL660_01_10 online at www.sprecherschuh.com.

Emergency Stop Operators, Twist-to-release (Trigger Action), Non-keyed (Components) ①



Component	Catalog Number	Pkg. Qty.
01 Plastic operator with plastic bezel, 30mm Red, Twist-to-release ① Plastic operator with plastic bezel, 40mm Red Twist-to-release ① ③ Plastic operator with plastic bezel, 60mm Red, Twist-to-release ①	D7P-MT34	1
	D7P-MT44	
	D7P-MT64	
02 Metal operator with shiny metal bezel, 30mm Red, Twist-to-release ① Metal operator with shiny metal bezel, 40mm Red, Twist-to-release ① ③ Metal operator with shiny metal bezel, 60mm Red, Twist-to-release ①	D7M-MT34	1
	D7M-MT44	
	D7M-MT64	
03 Tool-less Mounting Latch (for snap-on contact blocks and power modules) Plastic Latch Metal Latch	D7-ALP	10
	D7-ALM	
04 Contact blocks ② NO NC NO, low voltage NC, low voltage GCB, Guardian Block	D7-X10	10
	D7-X01 ⊕	
	D7-X10V ⊕ ④	
	D7-X01V ④	
	D7-X01S ⊕	

⊕ Positive Opening per EN60947-5-1 (applies to all NC contact block styles)

- ① Not available with inscriptions. Order inscription ring or legend plate for identification. See pages H68 and H73 for information.
- ② Up to 6 contact blocks (3 across / 2 high) can be attached. Up to 4 contact blocks for the Guardian block.
- ③ For special "EMO" inscription, add suffix "E" to catalog number. For example change D7P-MT44 to D7P-MT44E. List price changes
- ④ Low voltage contact blocks must be ordered separately.

E-Stop Guardian™ Contact Blocks (D7-X01S)

Separation of the contact blocks from the front operator or mounting latch can prevent an E-Stop from shutting down the controlled process in an emergency. Proper contact block installation is critical to ensure that the normally closed contacts will open when the E-Stop is actuated.

Designed for critical control applications, Sprecher + Schuh's new Guardian Contact Block (GCB) monitors itself to assure it is properly installed on E-Stop operators.

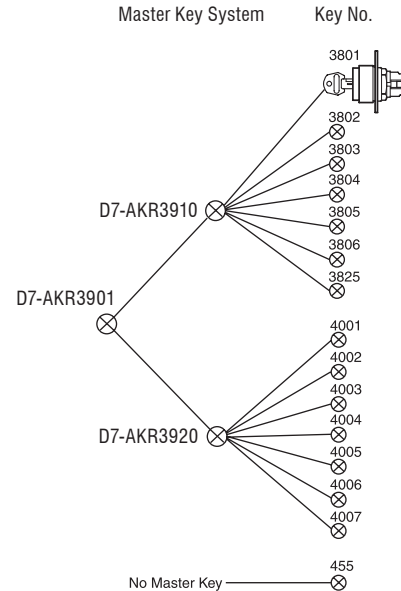
A normally open Guardian contact is physically molded and wired in series with a standard set of normally closed (NC) contacts. The normally open Guardian contacts automatically close when the contact block is properly installed on the E-Stop operator ①. In this state, the E-Stop and NC contacts operate as usual, with actuation of the E-Stop causing the NC contacts to open ②.

If the contact block should separate from the E-Stop operator, the normally open Guardian contacts will automatically open ③. Because the Guardian contacts are wired in series with the NC contacts, the opening of either set of contacts will open the circuit being controlled by the E-Stop.

	① Normal Operation	② Actuated Button	③ Improperly Installed
N.O. G.C.B.	X	X	0
N.C.	X	0	X
.1 ———— 2	X	0	0

Emergency Stop Operators, Twist-to-release (Trigger Action), Keyed (Complete Kit) ③⑤⑥⑧

Contact Block(s) ①②	Plastic operator with plastic bezel	Metal operator with metal bezel
		
	40mm Color Cap ③④	40mm Color Cap ③④
	Catalog Number	Catalog Number
Oper. Only	D7P-MK44⑤	D7M-MK44⑤
1NO	D7P-MK44⑤PX10	D7M-MK44⑤PX10
1NC	D7P-MK44⑤PX01	D7M-MK44⑤PX01
GCB ④	D7P-MK44⑤PX01S	D7M-MK44⑤PX01S
2NO	D7P-MK44⑤PX20	D7M-MK44⑤PX20
2NC	D7P-MK44⑤PX02	D7M-MK44⑤PX02
1NO/1NC	D7P-MK44⑤PX11	D7M-MK44⑤PX11
3NO	D7P-MK44⑤PX30	D7M-MK44⑤PX30
3NC	D7P-MK44⑤PX03	D7M-MK44⑤PX03
2NO/1NC	D7P-MK44⑤PX21	D7M-MK44⑤PX21
1NO/2NC	D7P-MK44⑤PX12	D7M-MK44⑤PX12



Complete Kit Ordering Instructions

D7P	–	MK4	4	★	P	X10
Oper. Construction		Operator Type	Color Cap ③	Key Code ⑦	Mounting Latch	Contacts ①②④
D7P - Plastic operator with plastic bezel (Type 4/4X/13, IP66)		MK4 - 2-position, 40mm diameter, keyed, twist-to-release	4 - Red	Omit this position for a standard key (3825) Ronis Key Lock	P - Plastic latch (D7P and D7M offered with plastic latch as standard)	X10 - 1NO X01 - 1NC → X20 - 2NO X02 - 2NC X11 - 1NO/1NC X30 - 3NO X03 - 3NC X21 - 2NO/1NC X12 - 1NO/2NC
D7M - Metal operator with metal bezel (Type 4/13, IP66)				Key Code Key No.	M - Metal latch List price changes	
				Blank 3825 (Standard)		
				R 455		
				01R 3801		
				02R 3802		
				03R 3803		
				04R 3804		
				05R 3805		
				06R 3806		
				27R 4001		
				28R 4002		
				29R 4003		
				30R 4004		
				31R 4005		
				32R 4006		
				33R 4007		

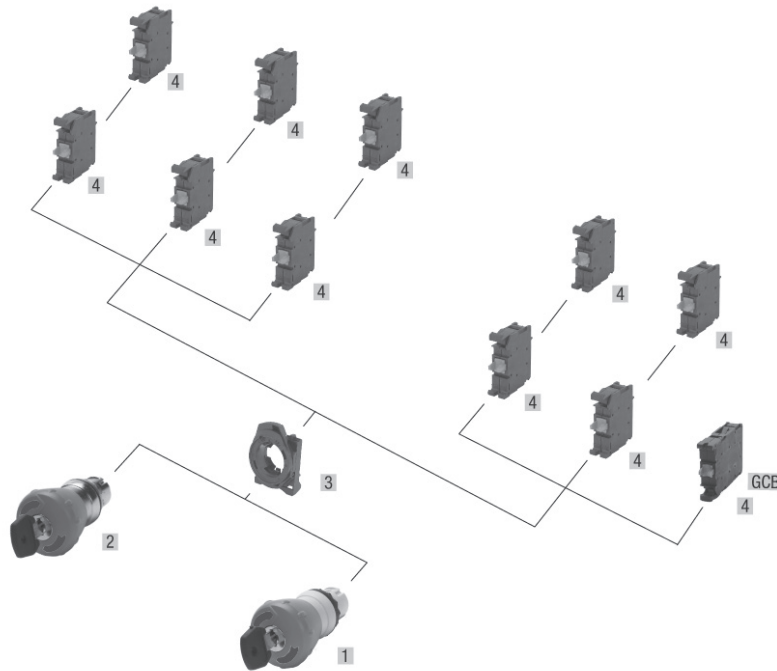
* Shading denotes special order.

→ Positive Opening per EN60947-5-1 (applies to all NC contact block styles)

- Up to 6 contact blocks (3 across / 2 high) can be attached.
- See page H74 for complete kit ordering information on other special contact blocks: Early make, late break, low voltage contact blocks.
- Not available with inscriptions. Order inscription ring or legend plate for identification. See pages H68 and H73 for information.
- When ordering E-Stop Complete Kits with Guardian Contact Blocks, additional NO and NC contact blocks should be ordered as components from the opposite page. Equipped with one set (two keys) of the selected Ronis Key. For Ronis replacement keys, see Accessories page H70.

- Operators are EN-ISO13850 compliant with standard NC, NCLB or Guardian contact blocks.
- Not intended for high security applications. Interoperability is possible with certain key/cylinder lock combinations
- Key removal from maintained depressed position only.
- Operators, latch, and contact block combinations have been third-party tested for B10d values. B10d values can be found in approval document EL660_01_10 online at www.sprecherschuh.com.

Emergency Stop Operators, Twist-to-release (Trigger Action), Keyed (Components) ①



Component	Catalog Number	Pkg. Qty.
01 Plastic operator with plastic bezel, 40mm Red, keyed, Twist-to-release ①②	D7P-MK44⊕	1
02 Metal operator with shiny metal bezel, 40mm Red, keyed, Twist-to-release ①②	D7M-MK44⊕	1
03 Tool-less Mounting Latch (for snap-on contact blocks and power modules)		
Plastic Latch	D7-ALP	10
Metal Latch	D7-ALM	
04 Contact blocks ②		
NO	D7-X10	10
NC	D7-X01⊖	
GCB, Guardian Block	D7-X01S⊖	

See “Complete Assembly Ordering Instructions” chart on opposite page to determine “Key Codes” (⊕) if applicable.

⊖ Positive Opening per EN60947-5-1 (applies to all NC contact block styles)

E-Stop Guardian- Contact Blocks (D7-X01S)

Separation of the contact blocks from the front operator or mounting latch can prevent an E-Stop from shutting down the controlled process in an emergency. Proper contact block installation is critical to ensure that the normally closed contacts will open when the E-Stop is actuated.

Designed for critical control applications, Sprecher + Schuh’s new Guardian Contact Block (GCB) monitors itself to assure it is properly installed on E-Stop operators.






A normally open Guardian contact is physically molded and wired in series with a standard set of normally closed (NC) contacts. The normally open Guardian contacts automatically close when the contact block is properly installed on the E-Stop operator ①. In this state, the E-Stop and NC contacts operate as usual, with actuation of the E-Stop causing the NC contacts to open ②.

If the contact block should separate from the E-Stop operator, the normally open Guardian contacts will automatically open ③. Because the Guardian contacts are wired in series with the NC contacts, the opening of either set of contacts will open the circuit being controlled by the E-Stop.

	① Normal Operation	② Actuated Button	③ Improperly Installed
	X	X	0
	X	0	X
	X	0	0

- ① Not available with inscriptions. Order inscription ring or legend plate for identification. See pages H68 and H73 for information.
- ② Up to 6 contact blocks (3 across / 2 high) can be attached. Up to 4 contact blocks for the Guardian block
- ③ For Ronis replacement keys, see Accessories page H70.

Two Position Operators, Push-Pull, Illuminated (Complete Kits) ③④⑥⑧

Contact Block(s) ①②	Plastic operator with plastic bezel			Metal operator with metal bezel		
						
	30mm Mushroom ③	40mm Mushroom ③	60mm Mushroom ③	30mm Mushroom ③	40mm Mushroom ③	60mm Mushroom ③
	Catalog Number	Catalog Number	Catalog Number	Catalog Number	Catalog Number	Catalog Number
Oper. Only	D7P-LMP3④	D7P-LMP4④	D7P-LMP6④	D7M-LMP3④	D7M-LMP4④	D7M-LMP6④
Integral LED Module						
1NO	D7P-LMP3④PⓧX10	D7P-LMP4④PⓧX10	D7P-LMP6④PⓧX10	D7M-LMP3④PⓧX10	D7M-LMP4④PⓧX10	D7M-LMP6④PⓧX10
1NC	D7P-LMP3④PⓧX01	D7P-LMP4④PⓧX01	D7P-LMP6④PⓧX01	D7M-LMP3④PⓧX01	D7M-LMP4④PⓧX01	D7M-LMP6④PⓧX01
GCB	D7P-LMP3④PⓧX01S	D7P-LMP4④PⓧX01S	D7P-LMP6④PⓧX01S	D7M-LMP3④PⓧX01S	D7M-LMP4④PⓧX01S	D7M-LMP6④PⓧX01S
2NO	D7P-LMP3④PⓧX20	D7P-LMP4④PⓧX20	D7P-LMP6④PⓧX20	D7M-LMP3④PⓧX20	D7M-LMP4④PⓧX20	D7M-LMP6④PⓧX20
2NC	D7P-LMP3④PⓧX02	D7P-LMP4④PⓧX02	D7P-LMP6④PⓧX02	D7M-LMP3④PⓧX02	D7M-LMP4④PⓧX02	D7M-LMP6④PⓧX02
1NO/1NC	D7P-LMP3④PⓧX11	D7P-LMP4④PⓧX11	D7P-LMP6④PⓧX11	D7M-LMP3④PⓧX11	D7M-LMP4④PⓧX11	D7M-LMP6④PⓧX11

Complete Kit Ordering Instructions

D7P	–	LMP3	★	P	♣	X10
Oper. Construction		Operator Type	Lens Color	Mounting Latch	Power Module ④	Contacts ①②
D7P - Plastic operator with plastic bezel (Type 4/4X/13, IP66)		LMP3 - 2-position, 30mm mushroom, push-pull, illuminated	3 - Green 4 - Red 5 - Yellow ⑥ 6 - Blue ⑥⑦	P - Plastic latch (D7P and D7M offered with plastic latch as standard)	Integral LED module N3x , 24V AC/DC N5x , 120V AC N7x , 240V AC	X10 - 1NO X01 - 1NC X20 - 2NO X02 - 2NC X11 - 1NO/1NC
D7M - Metal operator with metal bezel (Type 4/13, IP66)		LMP4 - 2-position, 40mm mushroom, push-pull, illuminated LMP6 - 2-position, 60mm mushroom, push-pull, illuminated		M - Metal latch <i>List price changes</i>		

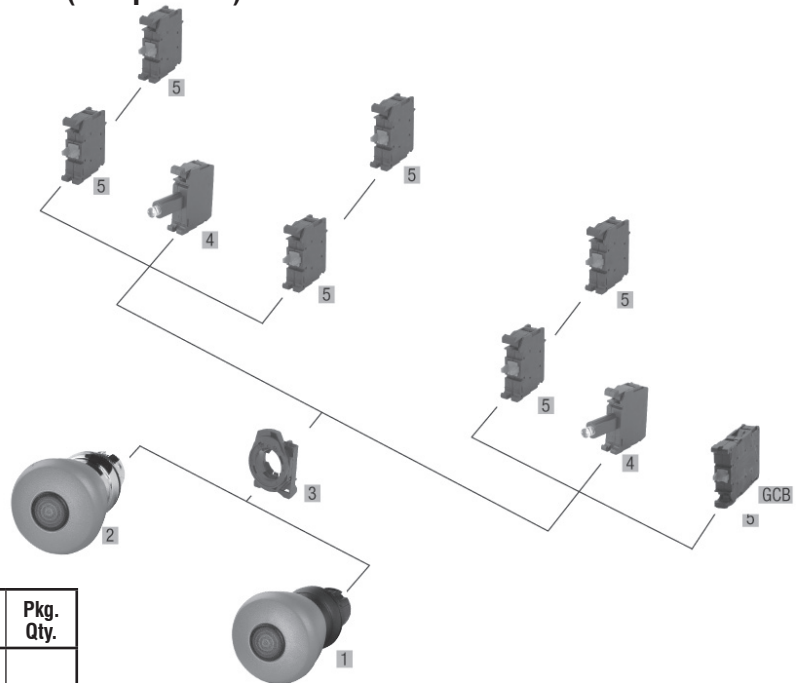
LED Module Code Selection	
For lens color...	replace "x" with
Green	G
Red	R
Blue Yellow	W

➡ Positive Opening per EN60947-5-1 (applies to all NC contact block styles)

- ① Up to 4 contact blocks can be attached.
- ② See page H74 for complete kit ordering information on other special contact blocks and power modules.
- ③ Not available with inscriptions. Order inscription ring or legend plate for identification. See pages H68 and H73 for information.
- ④ Integral LED module required for illumination, cannot use incandescent module.
- ⑤ To complete the catalog no., replace the **x** with one of the following letters for desired color: **R** = Red, **G** = Green, **W** = White for Yellow and Blue lens color.

- ⑥ Operators are EN-ISO13850 compliant with standard NC, NCLB or Guardian contact blocks.
- ⑦ Only available on 40mm operators.
- ⑧ Operators, latch, and contact block combinations have been third-party tested for B10d values. B10d values can be found in approval document EL660_01_10 online at www.sprecherschuh.com.

Two Position Operators, Push-Pull, Illuminated (Components) ❶



Component	Catalog Number	Pkg. Qty.	
01 Plastic operator with plastic bezel, 2-position, 30mm push-pull, illuminated ❶❷ Green Red Yellow Plastic operator with plastic bezel, 2-position, 40mm push-pull, illuminated ❶❷ Green Red Yellow Blue Plastic operator with plastic bezel, 2-position, 60mm push-pull, illuminated ❶❷ Green Red Yellow	D7P-LMP33 D7P-LMP34 D7P-LMP35 D7P-LMP43 D7P-LMP44 D7P-LMP45 D7P-LMP46 D7P-LMP63 D7P-LMP64 D7P-LMP65	1 1 1	
	02 Metal operator with metal bezel, 2-position, 30mm push-pull, illuminated ❶❷ Green Red Yellow Metal operator with metal bezel, 2-position, 40mm push-pull, illuminated ❶❷ Green Red Yellow Blue Metal operator with metal bezel, 2-position, 60mm push-pull, illuminated ❶❷ Green Red Yellow	D7M-LMP33 D7M-LMP34 D7M-LMP35 D7M-LMP43 D7M-LMP44 D7M-LMP45 D7M-LMP46 D7M-LMP63 D7M-LMP64 D7M-LMP65	1 1 1

Component	Catalog Number	Pkg. Qty.
03 Tool-less Mounting Latch (for snap-on contact blocks and power modules) Plastic Latch Metal Latch	D7-ALP D7-ALM	10
	04 Power Module, Integral LED ❸ 24V AC/DC 120V AC 240V AC	D7-N3x D7-N5x D7-N7x
05 Contact blocks ❹ NO NC NO, low voltage NC, low voltage GCB, Guardian Block	D7-X10 D7-X01 ⇌	10
	D7-X10V ❺ D7-X01V ⇌ ❺	
	D7-X01S ⇌	

⇌ Positive Opening per EN60947-5-1 (applies to all NC contact block styles)

- ❶ Not available with inscriptions. Order inscription ring or legend plate for identification. See pages H68 and H73 for information.
- ❷ Up to 4 contact blocks can be attached..
- ❸ Integral LED module required for illumination cannot use incandescent module.
- ❹ To complete the catalog no., replace the x with one of the following letters for desired color: **R** = Red, **G** = Green, **W** = White for Yellow and Blue lens color.
- ❺ Low voltage contact blocks must be ordered separately.



Two Position Operators, Twist-to-release, Illuminated (Complete Kits) ③④⑥

Contact Block(s) ①②	Plastic operator with plastic bezel		Metal operator with metal bezel	
	40mm Mushroom ③	60mm Mushroom ③	40mm Mushroom ③	60mm Mushroom ③
	Catalog Number	Catalog Number	Catalog Number	Catalog Number
Oper. Only	D7P-LMT44	D7P-LMT64	D7M-LMT44	D7M-LMT64
Integral LED Module				
1NO	D7P-LMT44P♣X10	D7P-LMT64P♣X10	D7M-LMT44P♣X10	D7M-LMT64P♣X10
1NC	D7P-LMT44P♣X01	D7P-LMT64P♣X01	D7M-LMT44P♣X01	D7M-LMT64P♣X01
GCB	D7P-LMT44P♣X01S	D7P-LMT64P♣X01S	D7M-LMT44P♣X01S	D7M-LMT64P♣X01S
2NO	D7P-LMT44P♣X20	D7P-LMT64P♣X20	D7M-LMT44P♣X20	D7M-LMT64P♣X20
2NC	D7P-LMT44P♣X02	D7P-LMT64P♣X02	D7M-LMT44P♣X02	D7M-LMT64P♣X02
1NO/1NC	D7P-LMT44P♣X11	D7P-LMT64P♣X11	D7M-LMT44P♣X11	D7M-LMT64P♣X11
3NO	D7P-LMT44P♣X30	D7P-LMT64P♣X30	D7M-LMT44P♣X30	D7M-LMT64P♣X30
3NC	D7P-LMT44P♣X03	D7P-LMT64P♣X03	D7M-LMT44P♣X03	D7M-LMT64P♣X03
2NO/1NC	D7P-LMT44P♣X21	D7P-LMT64P♣X21	D7M-LMT44P♣X21	D7M-LMT64P♣X21
1NO/2NC	D7P-LMT44P♣X12	D7P-LMT64P♣X12	D7M-LMT44P♣X12	D7M-LMT64P♣X12

Complete Kit Ordering Instructions

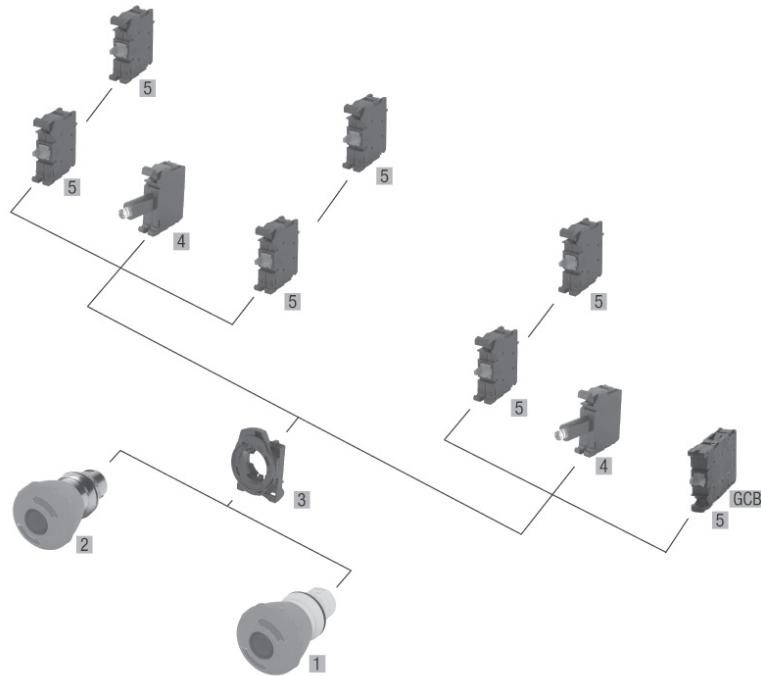
D7P	–	LMT4	4	P	♣	X10
Oper. Construction		Operator Type	Lens Cap Color	Mounting Latch	Power Module ④	Contacts ①②
D7P - Plastic operator with plastic bezel (Type 4/4X/13, IP66)		LMT4 - 2-position, 40mm mushroom, twist-to-release, illuminated	4 - Red	P - Plastic latch (D7P and D7M offered with plastic latch as standard)	<i>Integral LED module</i> N3R, 24V AC/DC N5R, 120V AC N7R, 240V AC	X10 - 1NO X01 - 1NC X20 - 2NO X02 - 2NC X11 - 1NO/1NC
D7M - Metal operator with metal bezel (Type 4/13, IP66)		LMT6 - 2-position, 60mm mushroom, twist-to-release, illuminated		M - Metal latch <i>List price changes</i>		

↻ Positive Opening per EN60947-5-1 (applies to all NC contact block styles)

- ① Up to 4 contact blocks can be attached.
- ② See page H74 for complete kit ordering information on other special contact blocks and power modules.
- ③ Not available with inscriptions. Order inscription ring or legend plate for identification. See pages H68 and H73 for information.
- ④ Integral LED module required for illumination, cannot use incandescent module.

- ⑤ Operators are EN-ISO13850 compliant with standard NC, NCLB or Guardian contact blocks.
- ⑥ Operators, latch, and contact block combinations have been third-party tested for B10d values. B10d values can be found in approval document EL660_01_10 online at www.sprecherschuh.com.

Two Position Operators, Twist-to-release, Illuminated (Components) ❶



Component	Catalog Number	Pkg. Qty.
01 Plastic operator with plastic bezel, 2-position, 40mm twist-to-release, illuminated ❶❷ Red	D7P-LMT44	1
Plastic operator with plastic bezel, 2-position, 60mm twist-to-release, illuminated ❶❷ Red	D7P-LMT64	1
02 Metal operator with metal bezel, 2-position, 40mm twist-to-release, illuminated ❶❷ Red	D7M-LMT44	1
Metal operator with metal bezel, 2-position, 60mm twist-to-release, illuminated ❶❷ Red	D7M-LMT64	1
03 Tool-less Mounting Latch (for snap-on contact blocks and power modules) Plastic Latch Metal Latch	D7-ALP D7-ALM	10



Component	Catalog Number	Pkg. Qty.
04 Power Module, Integral LED RED 24V AC/DC RED 120V AC RED 240V AC	D7-N3R D7-N5R D7-N7R	10
05 Contact blocks ❷ NO NC NO, low voltage NC, low voltage GCB, Guardian Block	D7-X10 D7-X01 ⇌ D7-X10V ❸ D7-X01V ⇌ ❸ D7-X01S ⇌	10

⇌ Positive Opening per EN60947-5-1 (applies to all NC contact block styles)

- ❶ Not available with inscriptions. Order inscription ring or legend plate for identification. See pages H68 and H73 for information.
- ❷ Up to 4 contact blocks can be attached.
- ❸ Integral LED module required for illumination, cannot use incandescent module.
- ❹ Low voltage contact blocks must be ordered separately.






Three Position, Push-Pull, Illuminated (Operator Only) ①②④

		<p>Important Note:</p> <ul style="list-style-type: none"> • Cannot use N.C. or N.O.E.M. contact blocks with 3-position push-pull operators. • Integral LED module required for illumination, cannot use incandescent module. • Contact blocks, mounting latches and light modules sold separately, see next page to order.
40mm Mushroom, Momentary	40mm Mushroom, Maintained	
Catalog Number	Catalog Number	
D7M-LMM4③E3	D7M-LMP4③E3	

Ordering Instructions (Operator Only)

D7M	–	LMM	4	★	E3
Operator		Operator Type	Cap Size	Cap/Lens Color	Positions
D7M - Metal operator with metal bezel (Type 4/13, IP66)		<p>LMM - 3 position, 40mm mushroom, push-pull illuminated momentary out, maintained center, momentary in</p> <p>LMP - 3 position, 40mm mushroom, push-pull illuminated momentary out, maintained center, maintained in</p>	4 - 40mm Plastic	<p>0- Amber</p> <p>3 - Green</p> <p>4 - Red</p> <p>6 - Blue</p> <p>7 - Clear</p>	E3 - 3 Position

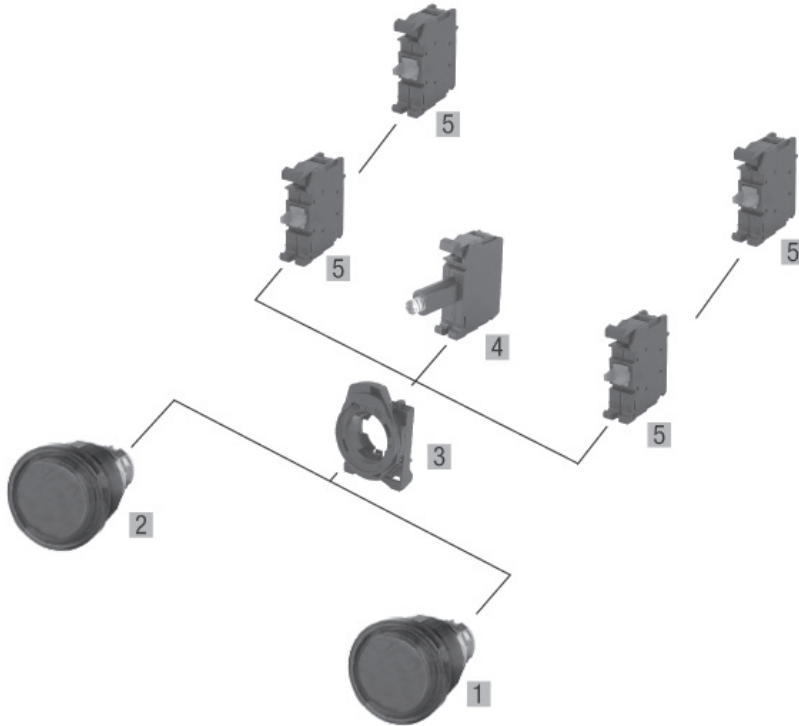
Target Table and Operator Positions ③④

			
Contact Type	Out	Center	In
N.O.	O	O	X
N.C.E.B	X	O	O
N.C.L.B.	X	X	O

Note: X = Closed/ O = Open

- ① Not available with inscriptions. Order inscription ring or legend plate for identification. See pages H68 and H73 for information.
- ② Integral LED module required for illumination, cannot use incandescent module.
- ③ Up to 4 contact blocks can be attached.
- ④ Cannot use N.C. or NOEM contact blocks with 3-position push-pull operators. Must use N.O., N.C.E.B., or N.C.L.B. contact blocks.

Three Position, Push-Pull, Illuminated (Components)



Component	Catalog Number	Price Ea.	Pkg. Qty.
01 Metal operator with metal bezel momentary, 40mm Mushroom, illuminated momentary out, maintained center, momentary in ❶ Amber Green Red Blue Clear	D7M-LMM40E3 D7M-LMM43E3 D7M-LMM44E3 D7M-LMM46E3 D7M-LMM47E3	94.64	1
02 Metal operator with metal bezel momentary, 40mm Mushroom, illuminated momentary out, maintained center, maintained in ❶ Amber Green Red Blue Clear	D7M-LMP40E3 D7M-LMP43E3 D7M-LMP44E3 D7M-LMP46E3 D7M-LMP47E3	94.64	1
03 Tool-less Mounting Latch Plastic Latch Metal Latch	D7-ALP D7-ALM	6.03 7.75	10
04 Power Module, Integral LED module ❷ 24V AC/DC 120V AC 240V AC	D7-N3x D7-N5x D7-N7x	32.82	10
05 Contact Blocks ❸❹ NO NCLB NCEB	D7-X10 D7-X01L D7-X01B	13.74	10

LED Module Code Selection	
For lens color...	replace "x" with...
Green	G
Red	R
Amber Blue Clear	W

- ❶ Not available with inscriptions. Order inscription ring or legend plate for identification. See pages H68 and H73 for information.
- ❷ Up to 4 contact blocks can be attached.
- ❸ Cannot use N.C. or NOEM contact blocks with 3-position push-pull operators.