

Momentary Pushbutton Devices, Non-Illuminated (Complete Assembly) ①

Cap Color	Legend Text	Contact Block(s) ⓂⓂ	Plastic Operator	
			Flush Momentary Pushbutton	Extended Momentary Pushbutton
			Catalog Number	Catalog Number
~	~	1NO	D7D-F⊕▼X10	
		1NC	D7D-F⊕▼X01	D7D-E⊕▼X01
		1NO/1NC	D7D-F⊕▼X11	D7D-E⊕▼X11
		2NO	D7D-F⊕▼X20	
		2NC	D7D-F⊕▼X02	D7D-E⊕▼X02
Quick Selection Guide				
Green	Blank	1NO	D7D-F3X10	
	START	1NO	D7D-F301X10	
	I	1NO	D7D-F306X10	
Red	Blank	1NC	D7D-F4X01	D7D-E4X01
	STOP	1NC	D7D-F402X01	D7D-E402X01
	0	1NC	D7D-F405X01	D7D-E405X01

PRODUCT FEATURES

- Easy installation
- Available with flush or extended cap
- Two color molding and laser engraved options for cap
- UL type 4/4X/13, IP 66

Complete Kit Ordering Instructions

D7D	–	F	★	▼	X	10
Oper. Construction	Operator Type	Color Cap	Inscription ①②④	Screw Termination	Contacts	
D7D - Plastic operator with plastic bezel (Type 4/4X/13, IP66)	F - Flush, momentary, non-illuminated E - Extended, momentary, non-illuminated	0 - Orange 1 - White 2 - Black 3 - Green 4 - Red ⑥ 5 - Yellow 6 - Blue	Omit this position for a blank color cap Standard Molded Caps 01 - START 02 - STOP ⑥ 05 - 0 ⑥ 06 - I 08 - → ⑥ 09 - FORWARD 10 - REVERSE 11 - R	X - Standard R - Ring Lug ⑥ SPECIAL ORDER	10 - 1NO ⑥ 01 - 1NC → 20 - 2NO ⑥ 02 - 2NC → 11 - 1NO/1NC	

↻ Positive Opening per EN60947-5-1 (applies to all NC contact block styles)


Standard Molded Inscription Caps ③④

Molded Cap Selection Table		
Color	Text Flush Caps	Text Extended Caps
White	START, I, →, R, FORWARD, REVERSE	→, R
Black	→, R, FORWARD, REVERSE	STOP, 0, →, R, ⑥
Green	START, I, →, FORWARD, REVERSE	→
Red	STOP, 0, →, FORWARD, REVERSE ⑥	STOP, 0, → ⑥
Yellow	→, FORWARD, REVERSE	→
Blue	→, R, FORWARD, REVERSE	→, R

- ① Legend plates sold separately. See page H73 for information.
- ② One blank color cap included. For standard molded inscription caps list price changes.
- ③ Rotation every 90° (→, ←, ↓, ↑). All legend caps supplied loose for customer installation.

- ④ Valid color cap/legend text codes. White and yellow caps have black text. All other caps have white text.
- ⑤ "Stop", "0", or Red Blank Color Cap/Legend text button caps are not available for "10" or "20" contact codes.
- ⑥ Available with Ring Lug terminals. Minimum quantities may apply.

Emergency Stop Operators, Push-Pull and Twist-to-Release (Complete Assembly) ①②④⑤

Contact Block(s) ①②	Plastic operator 
	40mm Mushroom ③
	Catalog Number
	1NC D7D-MT44X01
1NO 1NC	D7D-MT44X11
2NC	D7D-MT44X02

PRODUCT FEATURES

- Push-pull and twist-to-release in one device
- Non-removable contacts promote safety in E-stop applications
- Arrows molded on cap indicate direction of release
- Trigger action anti-tease feature
- Externally tamper proof
- 40 mm mushroom cap
- Non-illuminated
- E-Stops meet the EN ISO13850 and EN 60947-5-5 standards
- UL type 4/4X/13, IP 66

Complete Kit Ordering Instructions







D7D	—	MT4	4	X	01
<u>Operator</u>		<u>Operator Type</u>	<u>Cap Color</u>	<u>Screw Termination</u>	<u>Contacts</u> ②
D7D - Plastic Operator (UL Type 4/4X/13, IP66)		MT4 - Push-Pull/ Push-to-release	4 - Red 4E - Red-EMO ③	X - Standard	01 - 1NC → 11 - 1NO/1NC 02 - 2NC

Text in Gray is **SPECIAL ORDER**

→ Positive Opening per EN60947-5-1
(applies to all NC contact block styles)

- ① Legend plates sold separately. See page H73 for information.
- ② E-Stops must contain at least 1 NC contact.
- ③ Special Order. Minimum quantities may apply. List price changes.
- ④ Operators are EN ISO13850 compliant when using at least one N.C. contact block.
- ⑤ Operators have been third-party tested for B10d values. B10d values can be found in approval document EL660_01_10 online at www.sprecherschuh.com.

Selector Switch Devices, Non-Illuminated (Complete Assembly) ①

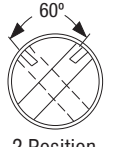
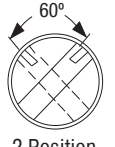
Switching Positions	Contact Block(s)	Plastic operator	
		2 Position Selector Switch	3 Position Selector Switch
		Catalog Number	
	1NO	D7D-SM22X10	
	1NC	D7D-SM22X01	
	2NO	D7D-SM22X20	
	2NC	D7D-SM22X02	
	1NO & 1NC	D7D-SM22X11	
	1 Contact	D7D-SL22X▼	
	2 Contacts	D7D-SL22X▼	
	1 Contact	D7D-SR22X▼	
	2 Contacts	D7D-SR22X▼	

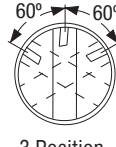
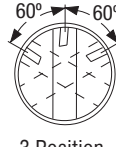
PRODUCT FEATURES

- Positive detent decreases the likelihood of hang-up between positions
- Constant energy solution means vibration or a slight bump should not cause a change in state
- UL type 4/4X/13, IP 66

Complete Kit Ordering Instructions


D7D	-	S	M	2	2	X	▼
Oper. Construction		Operator Type	Operator Function	Operator Position	Knob Color	Screw Termination	Contacts
D7D - Plastic operator with plastic bezel (Type 4/4X/13, IP66)		S - Standard knob	M - Maintained, 60° switching angle L - Spring return from left, 60° R - Spring return from right, 60° B - Spring return from left and right, 60° ②	2 - 2 Position, 60° switching angle 3 - 3 Position, 60° switching angle	2 - Black knob, white insert	X - Standard R - Ring Lug ④ SPECIAL ORDER	10 - 1NO ③ 01 - 1NC ③ 20 - 2NO 02 - 2NC 11 - 1NO/1NC

Contact Development Table					
Contacts/ Contact Position (from back)	2 Position Selector Switch				 2 Position Switching Angle
	L	R	L	R	
01 (1NC)	X	-	0	-	 2 Position Switching Angle
10 (1NO)	-	0	-	X	
11 (1NO 1NC)	X	0	0	X	
02 (2NC)	X	X	0	0	
20 (2NO)	0	0	X	X	

Contact Development Table							
Contacts/ Contact Position (from back)	3 Position Selector Switch						 3 Position Switching Angle
	L	R	L	R	L	R	
11 (1NO 1NC)	0	0	X	0	X	X	 3 Position Switching Angle
02 (2NC)	0	X	X	X	X	0	
20 (2NO)	X	0	0	0	0	X	

- ① Legend plates sold separately. See page H73 for information.
- ② Only available on 3-position selector switch.
- ③ Only available on 2-position selector switch.
- ④ Available with Ring Lug terminals. Minimum quantities may apply.

Indicating Lights (Complete Assembly) ①③

Lens Color	Plastic Operator	
		
	Optically Enhanced ③	
Catalog Number		
Oper. Only	D7D-P9D0 ⑥	
Incandescent Module (Bulb Included)		Integral LED Module ②
Amber	D7D-P0D♣	D7D-P0N♣
Green	D7D-P3D♣	D7D-P3N♣
Red	D7D-P4D♣	D7D-P4N♣
Yellow	D7D-P5D♣	D7D-P5N♣
Blue	D7D-P6D♣	D7D-P6N♣
Clear	D7D-P7D♣	D7D-P7N♣

PRODUCT FEATURES

- Optically enhanced lens style
- Available in six colors:
Amber, green, red, yellow, blue and clear
- UL Type 4/4X/13, IP66

INCANDESCENT

- Device comes with bulb installed for quick set-up
- Bulb is front-replaceable

LED

- Superior shock and vibration ratings
- Life rating of 100,000 hours
- Leakage current protection up to 3 mA
- Integrated LED

Complete Kit Ordering Instructions

D7D	—	P	3	D	♣
Operator	Operator Type	Lens & LED Color	Illumination Type	Power Module	Screw Termination
D7D - Plastic Operator (UL Type 4/4X/13, IP66)	P - Optically enhanced lens (cannot use inscription options)	0 - Amber 3 - Green 4 - Red 5 - Yellow 6 - Blue 7 - Clear 9 - No Lens ④ (Incandescent only)	D - Incandescent N - LED	Incandescent 0 - no bulb ⑤ 1 - 6V, bulb 2 - 12V, bulb 3 - 24V, bulb 4 - 48V, bulb 5 - 120V, bulb Integral LED 3 - 24V AC/DC 5 - 120V AC 7 - 240V AC	Blank - Standard R - Ring Lug ① SPECIAL ORDER

Component	Catalog Number	Pkg. Qty.
Replacement Lenses - Optically Enhanced		
Amber	D7D-AP0	10
Green	D7D-AP3	
Red	D7D-AP4	
Yellow	D7D-AP5	
Blue	D7D-AP6	
Clear	D7D-AP7	

- ① Pilot lights available with Ring Lug terminals. Minimum quantities may apply.
- ② LED modules are not replaceable or sold separately.
- ③ Legend plates sold separately. See page H73 for information.
- ④ Only valid with "no bulb" option.
- ⑤ Only valid with "no lens" option. See page H70 to purchase bulbs separately.
- ⑥ Applies to incandescent pilot lights only (does not include lens or bulb).