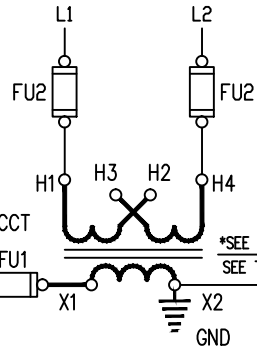


*SEE SPECIFIC ORDER FOR PRIMARY VOLTAGE

BXXXBTZ13JK TYPE XFMR		
PRIMARY CONNECTIONS		
VOLTAGE	LINE	JUMPER
220/230/240	H1 H4	H1 H3/H2 H4
440/460/480	H1 H4	H3 H2
SECONDARY CONNECTIONS		
110/115/120V	X1 X2	NA



*SEE TABLE
SEE TABLE

WARNING:

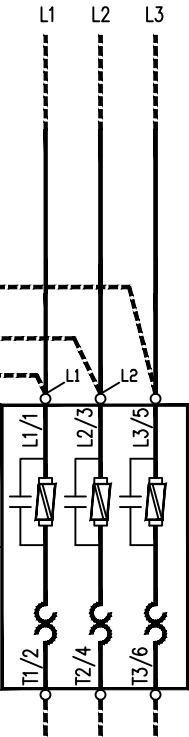
WHEN NOT USING AN ISOLATION CONTACTOR, HAZARDOUS VOLTAGES ARE PRESENT AT THE LOAD TERMINALS OF THE CONTROLLER EVEN WHEN THE CONTROLLER IS TURNED OFF.

NOTES:

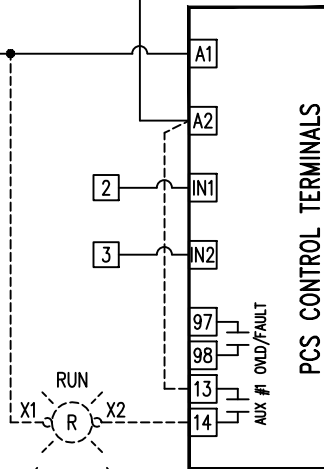
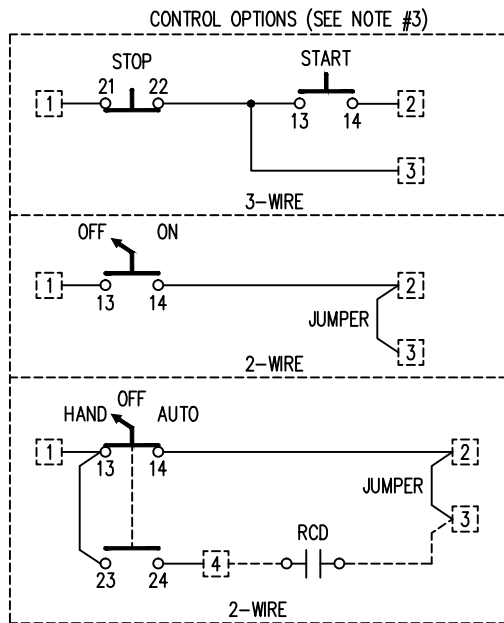
- 1) DISCONNECT POWER BEFORE MAKING ADJUSTMENTS TO DIP AND ROTARY DIGITAL SETTINGS.
- 2) RCD: STANDS FOR REMOTE CONTROL DEVICE BY CUSTOMER.
- 3) SEE CATALOG NO. FOR CONTROL OPTION.

CUSTOMER TO SUPPLY PROPER BRANCH CIRCUIT PROTECTION AS PER LOCAL CODES.
(USE 75°C COPPER WIRE ONLY)

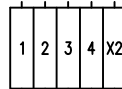
INCOMING POWER
3Ø 60/50HZ



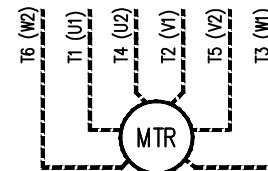
PCS CONTROLLER



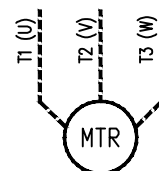
TERMINAL BLOCK LAYOUT



TIGHTENING TORQUE [5.6...6.8 lb-in]
COPPER ONLY



6-LEAD/3-PHASE
WYE-DELTA MOTOR CONNECTION
SER. B ONLY



3-LEAD/3-PHASE
MOTOR CONNECTION

REV	CHANGE	DATE	BY
4	REVISED TO ADD OPTIONAL 'RUN' LIGHT	10-15-07	MB
3	REVISED TO UPDATE SCHEMATIC.	3-20-07	MB
2	GENERAL REVISION	9-18-06	MB
1	ADD FAN CKT	6-28-06	MB

NOTICE
THIS DRAWING IS THE CONFIDENTIAL PROPERTY OF SPRECHER+SCHUH, INC. and, as such, is subject to recall at any time. The drawing may not be reproduced, used or disclosed for any purpose except as authorized by SPRECHER+SCHUH, INC.

DRAWN BY: MB
CHECKED BY: MB
APPROVED BY: -
DATE 6-15-05

SOFTSTARTER PCS-3A THRU 85A
SOLID STATE REDUCED VOLTAGE
3Ø NON-COMBINATION
COMMON CONTROL OPTIONS

sprecher+
schuh HOUSTON, TEXAS

DWG. NO. PC WS-401-0001 SHEET 1 OF 1 SERIES 401